

Willcox Unified School District

Cochise County

Efficiency peer groups 5 and T-10, Achievement peer group 5¹

Legislative district(s): 14

District size, location:

Medium, Rural

Students attending:

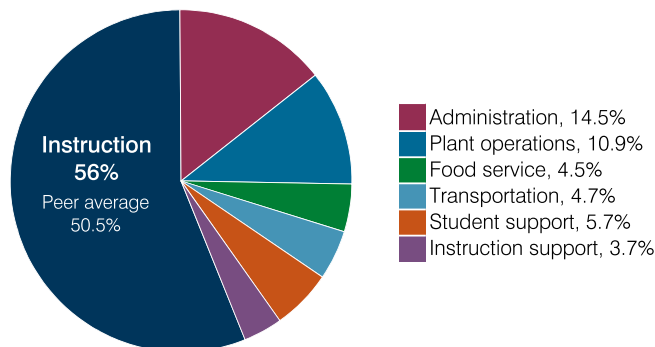
1,065

Number of schools:

3

OPERATIONAL EFFICIENCY

Spending by operational area



Efficiency measures relative to peer averages

Operational area	Measure	District	Peer average	State average
Administration	Cost per pupil	\$1,207	\$1,221	\$860
	Students per administrative position	46	54	66
Plant operations	Cost per square foot	\$3.52	\$5.43	\$6.34
	Square footage per student	257	257	156
Food service	Cost per meal	\$3.55	\$3.66	\$3.02
Transportation	Cost per mile	\$1.90	\$1.95	\$4.05
	Cost per rider	\$1,486	\$1,572	\$1,301

Legend: Very low (green), Low (blue), Comparable (yellow), High (orange), Very high (red)

Per pupil spending

Spending by area	District		Peer average 2018	State average 2018
	2017	2018		
Instruction	\$ 4,500	\$ 4,657	\$ 4,824	\$ 4,480
Administration	1,118	1,207	1,221	860
Plant operations	792	905	1,365	988
Food service	370	376	437	425
Transportation	389	389	532	388
Student support	486	471	623	693
Instruction support	266	309	359	462
Total operational	7,921	8,314	9,361	8,296
Land and buildings	42	127	799	827
Equipment	327	301	433	409
Interest	410	407	248	228
Other	1	0	71	169
Total nonoperational	780	835	1,551	1,633
Total per pupil spending	\$ 8,701	\$ 9,149	\$10,912	\$ 9,929

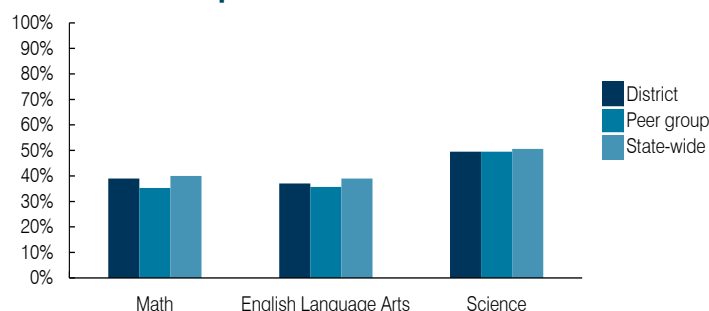
¹ See Appendix A for information such as districts included in each peer group and Appendix B for sources and methodology.

STUDENT ACHIEVEMENT, STUDENT AND TEACHER MEASURES, AND REVENUES

ADE-assigned school letter grades

Grade	Number of schools	Percentage of schools
A	0	0%
B	1	33%
C	2	67%
D	0	0%
F	0	0%

Students who passed State assessments



Student and teacher measures

Measure	District	Peer average	State average
Attendance rate	94%	93%	94%
Graduation rate (2017)	76%	86%	78%
Poverty rate (2017)	23%	22%	19%
Special education population	12%	13%	12%
Students per teacher	15.2	17.6	18.4
Average teacher salary	\$40,054	\$44,777	\$48,951
Amount from Prop 301	\$4,892	\$6,708	\$6,411
Average years of teacher experience	14.7	13.0	11.4
Percentage of teachers in first 3 years	6%	17%	19%

Per pupil revenues

Revenues by source	District		Peer average 2018	State average 2018
	2017	2018		
Federal	\$ 1,243	\$ 1,147	\$ 3,917	\$ 1,317
State	4,130	4,483	4,283	4,011
Local	4,907	4,590	4,207	4,592
Total per pupil revenues	\$10,280	\$10,220	\$ 12,407	\$ 9,920

Select revenues from common sources

Source	District	Peer average	State average
Equalization formula funding	\$ 5,980	\$ 6,236	\$ 5,992
Grants	1,266	1,309	1,703
Donations and tax credits	47	48	147

Select revenues from less common sources

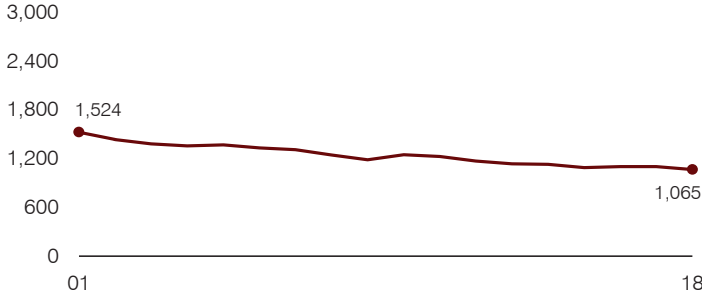
Source	District	Peer average	State average
Desegregation	\$ 0	\$ 0	0 of 31
Small school adjustment	0	0	0 of 31
Federal impact aid	0	0	16 of 31
Voter-approved levy increases	1,596	1,313	21 of 31

Instructional spending percentage

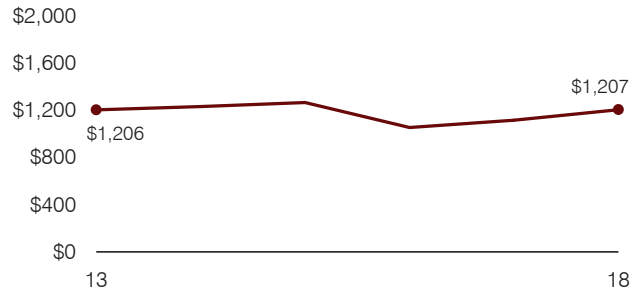
Year:	2001	2002	2003	2004	2005	2006	2007	2008	2009	2010	2011	2012	2013	2014	2015	2016	2017	2018
Percentage:	58.2	57.9	59.0	62.1	62.8	59.9	60.2	58.4	55.8	54.5	53.6	52.8	54.5	53.2	55.5	57.2	56.8	56.0

TRENDS AND FINANCIAL STRESS ASSESSMENT
Fiscal years as indicated

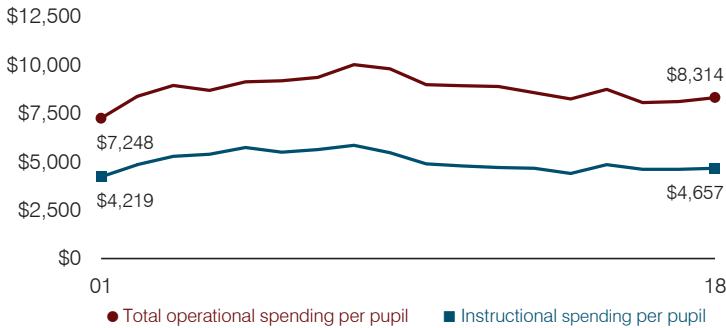
Students attending



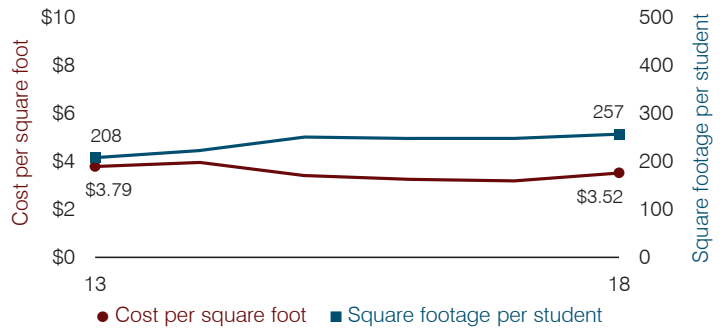
Administrative cost per pupil



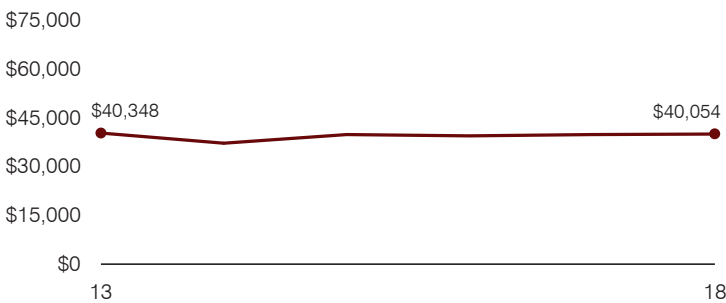
Total operational and instructional spending per pupil (inflation adjusted to 2018 dollars)



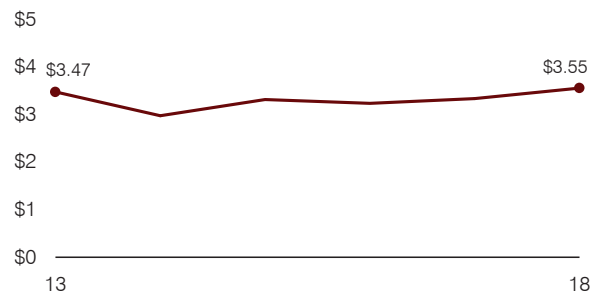
Plant cost per square foot and square footage per student



Average teacher salary



Food service cost per meal



Financial stress assessment

Overall financial stress level: Low

Measure: 2016 through 2018	Assessment
Change in number of district students	Moderate decrease
Spending exceeded operating/capital budgets	No overspending
Spending increase election results	Voter-approved
Operating reserve percentage, Trend	8.8%, Decreasing
Years of capital reserve held	Less than 1 year
Current financial and internal control status	Compliant

Low
Moderate
High

Transportation costs per mile and per rider

