

Hackberry Elementary School District

Mohave County

Efficiency peer groups 11 and T-11, Achievement peer group 18¹

Legislative district(s): 5

District size, location:

Very small, Rural

Students attending:

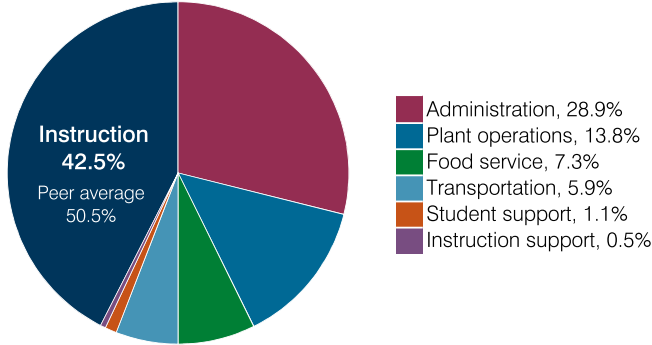
29

Number of schools:

1

OPERATIONAL EFFICIENCY

Spending by operational area



Efficiency measures relative to peer averages

Operational area	Measure	District	Peer average	State average
Administration	Cost per pupil	\$7,811	\$3,064	\$860
	Students per administrative position	10	33	66
Plant operations	Cost per square foot	\$6.34	\$7.31	\$6.34
	Square footage per student	590	371	156
Food service	Cost per meal	\$12.00	\$5.79	\$3.02
Transportation	Cost per mile	\$3.53	\$1.94	\$4.05
	Cost per rider	\$7,866	\$1,614	\$1,301

Per pupil spending

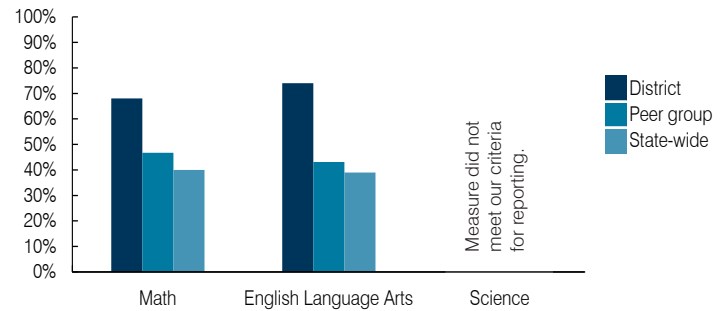
Spending by area	District		Peer average 2018	State average 2018
	2017	2018		
Instruction	\$ 8,732	\$ 11,485	\$ 8,493	\$ 4,480
Administration	4,811	7,811	3,064	860
Plant operations	2,466	3,739	2,439	988
Food service	2,496	1,952	932	425
Transportation	1,052	1,600	973	388
Student support	330	297	656	693
Instruction support	85	140	400	462
Total operational	19,972	27,024	16,957	8,296
Land and buildings	0	0	965	827
Equipment	565	1,425	562	409
Interest	0	0	25	228
Other	0	0	88	169
Total nonoperational	565	1,425	1,640	1,633
Total per pupil spending	\$ 20,537	\$ 28,449	\$ 18,597	\$ 9,929

STUDENT ACHIEVEMENT, STUDENT AND TEACHER MEASURES, AND REVENUES

ADE-assigned school letter grades

Grade	Number of schools	Percentage of schools
A	1	100%
B	0	0%
C	0	0%
D	0	0%
F	0	0%

Students who passed State assessments



Student and teacher measures

Measure	District	Peer average	State average
Attendance rate	95%	94%	94%
Graduation rate (2017)	N/A	N/A	N/A
Poverty rate (2017)	24%	25%	19%
Special education population	10%	17%	12%
Students per teacher	7.4	12.6	18.4
Average teacher salary	\$48,056	\$47,486	\$48,951
Amount from Prop 301	\$5,103	\$4,484	\$6,411
Average years of teacher experience	23.3	14.9	11.4
Percentage of teachers in first 3 years	0%	7%	19%

Per pupil revenues

Revenues by source	District		Peer average 2018	State average 2018
	2017	2018		
Federal	\$ 2,708	\$ 2,852	\$ 3,021	\$ 1,317
State	2,304	4,099	4,788	4,011
Local	16,002	24,102	12,812	4,592
Total per pupil revenues	\$21,014	\$31,053	\$ 20,621	\$ 9,920

Select revenues from common sources

Source	District	Peer average	State average
Equalization formula funding	\$ 9,554	\$ 10,859	\$ 8,282
Grants	2,708	3,429	3,020
Donations and tax credits	35	95	125

Select revenues from less common sources

Source	District	Peer average	State average
Desegregation	\$ 0	\$ 0	0 of 56
Small school adjustment	10,524	7,386	45 of 56
Federal impact aid	0	0	5 of 56
Voter-approved levy increases	0	0	5 of 56

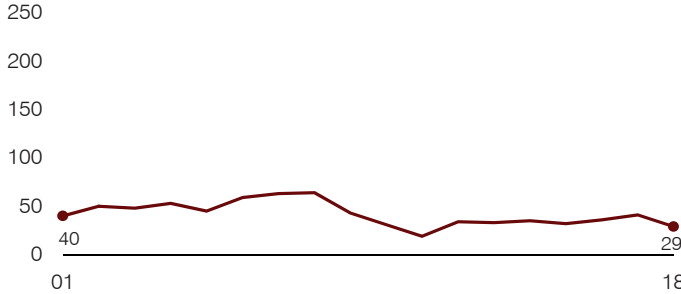
¹ See Appendix A for information such as districts included in each peer group and Appendix B for sources and methodology.

Instructional spending percentage

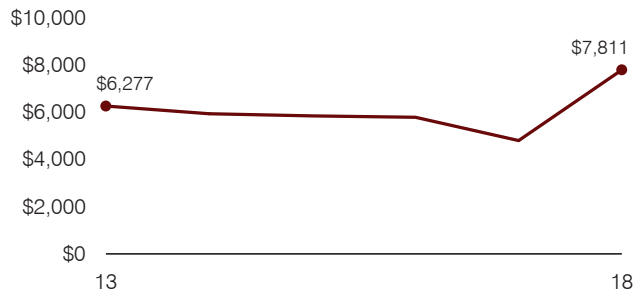
Year: 2001 2002 2003 2004 2005 2006 2007 2008 2009 2010 2011 2012 2013 2014 2015 2016 2017 2018
 Percentage: 47.0 43.9 55.9 52.5 55.0 56.7 41.9 41.2 40.9 34.7 34.2 38.5 39.1 41.5 42.6 43.1 43.7 42.5

TRENDS AND FINANCIAL STRESS ASSESSMENT
 Fiscal years as indicated

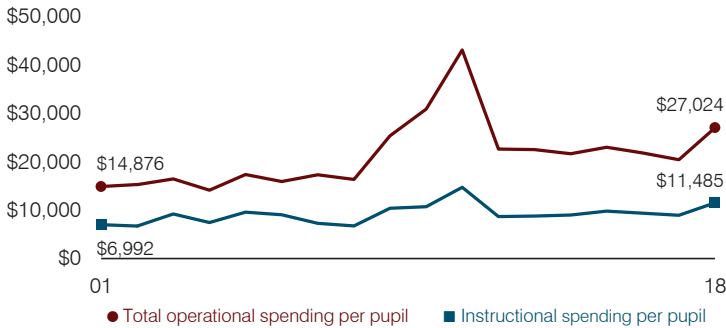
Students attending



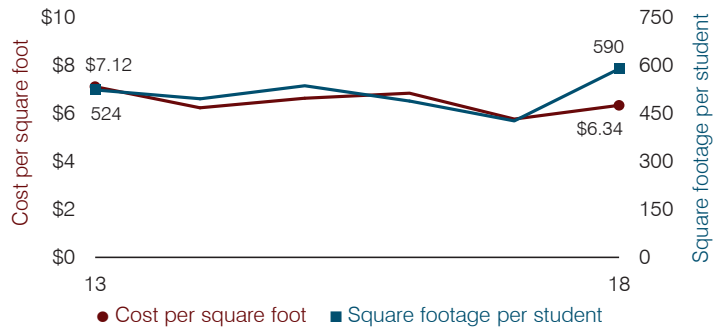
Administrative cost per pupil



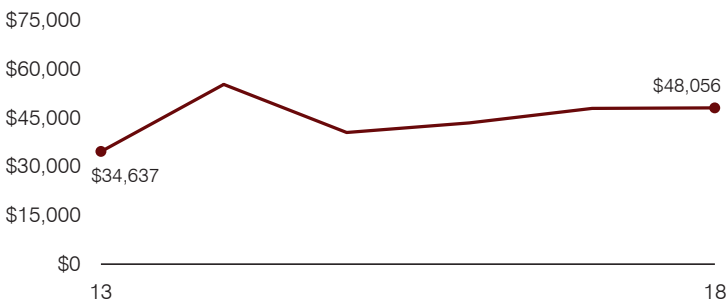
Total operational and instructional spending per pupil (inflation adjusted to 2018 dollars)



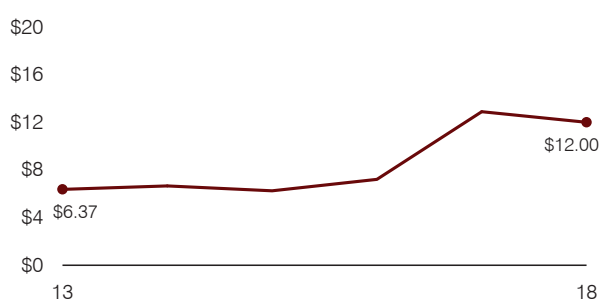
Plant cost per square foot and square footage per student



Average teacher salary



Food service cost per meal



Financial stress assessment

Overall financial stress level: **Low**

Measure: 2016 through 2018	Assessment
Change in number of district students	Small school adjustment
Spending exceeded operating/capital budgets	No overspending
Spending increase election results	No election held
Operating reserve percentage, Trend	16.9%, Decreasing
Years of capital reserve held	1 to 3 years
Current financial and internal control status	Marginally compliant

Legend: **Low** (Green), **Moderate** (Yellow), **High** (Red)

Transportation costs per mile and per rider

