

# Arizona Department of Corrections, Rehabilitation and Reentry

## Annual Compliance Review of Specific Statutory and Policy Requirements

Department released 79 of 80 inmates we reviewed within earned release time frames but did not release 14 inmates to the transition program 3 months early and did not timely notify some victims of early inmate release, limiting their ability to object; and between 22 and 44 percent of inmate enrollments in self-improvement, education, and treatment programs ended in noncompletions, potentially impacting inmates' receipt of programs' intended benefits

Special Report

July 2024  
Report 24-105

A Report to the Arizona Legislature

Lindsey A. Perry  
Auditor General





The Arizona Auditor General's mission is to provide independent and impartial information and specific recommendations to improve the operations of State and local government entities. To this end, the Office provides financial audits and accounting services to the State and political subdivisions, investigates possible misuse of public monies, and conducts performance audits and special reviews of school districts, State agencies, and the programs they administer.

## The Joint Legislative Audit Committee

Representative **Matt Gress**, Chair

Representative **Tim Dunn**

Representative **Nancy Gutierrez**

Representative **Alma Hernandez**

Representative **Beverly Pingerelli**

Representative **Ben Toma** (ex officio)

Senator **Sonny Borrelli**, Vice Chair

Senator **David C. Farnsworth**

Senator **Anthony Kern**

Senator **Juan Mendez**

Senator **Catherine Miranda**

Senator **Warren Petersen** (ex officio)

## Audit Staff

**Jeff Gove**, Director

**Dale Chapman**, Manager

**Kaylee Arteaga**, Visual Communications Specialist

**Patrick Jennett**, Team Leader

**Christina Bosio**

**Tabitha Cox**

**Kyle Neff**

## Contact Information

Arizona Auditor General  
2910 N. 44th St., Ste. 410  
Phoenix, AZ 85018-7271

(602) 553-0333

[contact@azauditor.gov](mailto:contact@azauditor.gov)

[www.azauditor.gov](http://www.azauditor.gov)



LINDSEY A. PERRY  
AUDITOR GENERAL

ARIZONA  
AUDITOR GENERAL

MELANIE M. CHESNEY  
DEPUTY AUDITOR GENERAL

July 23, 2024

Members of the Arizona Legislature

The Honorable Katie Hobbs, Governor

Dr. Ryan Thornell, Director  
Arizona Department of Corrections, Rehabilitation and Reentry

Transmitted herewith is the Auditor General's report, *Arizona Department of Corrections, Rehabilitation and Reentry—Annual Compliance Review of Specific Statutory and Policy Requirements*. This is the second annual report we have completed pursuant to A.R.S. §41-1610.02, conducted under the authority vested in the Auditor General by Arizona Revised Statutes §41-1279.03. I am also transmitting within this report a copy of the Report Highlights to provide a quick summary for your convenience.

As outlined in its response, the Department agrees with all the findings and plans to implement all the recommendations. My Office will follow up with the Department during our 2025 annual review to assess its progress in implementing the recommendations. I express my appreciation to Director Thornell and Department staff for their cooperation and assistance throughout the audit.

My staff and I will be pleased to discuss or clarify items in the report.

Sincerely,

*Lindsey A. Perry*

Lindsey A. Perry, CPA, CFE  
Auditor General

## Arizona Department of Corrections, Rehabilitation and Reentry Annual Compliance Review of Specific Statutory and Policy Requirements

Department released 79 of 80 inmates we reviewed within earned release time frames but did not release 14 inmates to the transition program 3 months early and did not timely notify some victims of early inmate release, limiting their ability to object; and between 22 and 44 percent of inmate enrollments in self-improvement, education, and treatment programs ended in noncompletions, potentially impacting inmates' receipt of programs' intended benefits

### Audit purpose

Pursuant to Arizona Revised Statutes §41-1610.02, we are required to annually review the Department's compliance with statutory requirements related to earned release credit programs, the inmate transition program, and the drug and alcohol treatment program annual report; compliance with its statutory purpose to rehabilitate inmates by reporting programming information; and compliance with its own policies regarding industry-recommended reporting guidelines.

### Key findings

The Department:

- Released 79 of 80 inmates we reviewed according to earned release credit program time frames.
- Correctly determined transition program eligibility for all 80 inmates we reviewed but did not release 2 of 48 eligible inmates to the transition program, and 12 of 48 inmates 3 months early as required due to factors both in and out of its control.
- Did not timely notify 1 of 3 victims we reviewed of their opportunity to object to inmates' early releases as required by statute in part because Department Orders are inconsistent with the statutory notification requirements.
- Continued to offer inmates self-improvement, education, and treatment programs during fiscal year 2023, and inmate enrollments increased by nearly 22 percent from the prior year; however, between 22 and 44 percent of enrollments ended in noncompletions, of which the majority were caused by inmate transfers, administrative discharges, and program cancellations, potentially resulting in inmates not receiving programs' intended benefits.
- Has implemented or is in the process of implementing recommendations from our 2021 Sunset Review and associated performance audits of the Department and 2023 Annual Compliance Review to provide and improve specific inmate programming completion rates, more timely release all eligible inmates to the transition program, and comply with the State's information technology security and conflict-of-interest requirements.

### Key recommendations

The Department should:

- Continue to monitor, identify, and address delays in processes that are within the Department's control to help ensure eligible inmates are timely released 3 months early to the transition program, as statutorily required.
- Send victims of inmates who are scheduled to be released early to the transition program a notification of the planned early release at least 20 days prior to the inmate's scheduled release as statutorily required.
- Review self-improvement, education, and treatment program data and make needed changes to help reduce noncompletions.



# TABLE OF CONTENTS

<b>Introduction</b>	1
<b>Chapter 1: Department released eligible inmates we reviewed consistent with statute with 1 exception</b>	4
<p>Department required to determine inmates' eligibility for earned release credit programs and release inmates according to their eligibility time frames</p> <p>Department correctly released 79 of 80 inmates based on their statutory release eligibility and did not release 1 inmate due to staff misapplication of statute, lengthening inmate's incarceration by approximately 1 month</p>	
<b>Chapter 2: Department complied with some transition program provisions but did not release or untimely released some inmates we reviewed</b>	8
<p>Department correctly determined transition program eligibility for 80 inmates we reviewed and complied with some other transition program requirements</p> <p>Department did not release or untimely released 14 eligible inmates we reviewed to the transition program in fiscal year 2023, which may prevent inmates from receiving transition program services, lengthen prison stays, and increase Department costs</p> <p>Multiple factors within the Department's control contributed to inmates we reviewed not being released or being untimely released to the transition program</p>	
<b>Recommendation</b>	
<b>Chapter 3: Department did not timely notify a victim of an inmate's early release in accordance with statute or notify victims of 20-day time frame to object to a release, potentially impacting the victim's ability to object to an inmate's early release</b>	15
<p>Statute requires the Department to notify victims of inmates' pending transition program release and provide victims the opportunity to object to the early release</p> <p>Department did not notify the victim of 1 of 3 inmates we reviewed 20 days before the inmate was released early to the transition program and has established notification processes that are inconsistent with statute</p>	
<b>Recommendations</b>	
<b>Chapter 4: Approximately 60 percent of inmate enrollments in Department-offered major programs ended in a completion in fiscal year 2023, representing a slight improvement from fiscal year 2022, but many enrollments still resulted in a noncompletion</b>	18
<p>Department enrolls inmates in major programs, in accordance with its statutory purposes, based on key factors</p> <p>Department enrolled 16,760 inmates in at least 1 major program in fiscal year 2023, an increase from the previous fiscal year, with approximately 60 percent of enrollments resulting in completions</p>	



# TABLE OF CONTENTS

Department decreased noncompletions from fiscal year 2022 to 2023, but many enrolled inmates still did not complete their major program due to inmate transfers, administrative discharge, and program cancellation

Department continues to have errors and unexpected values in its programming data, some of which could result in inmates becoming inappropriately eligible for early release; its efforts to address these errors and unexpected values began in June 2023

## Recommendations

### **Chapter 5: Department has taken steps to address some reporting issues identified in our July 2023 Annual Compliance Review but has not fully complied with all statutory requirements for the earned release credit program report, transition program reports, and drug and alcohol treatment programs report**

26

Department developed and began publishing a statutorily required report for the earned release credit program, but the report does not include some required information

Department's fiscal year 2023 transition program reports complied with statutory requirements but were not distributed within statutory time frames

Department's fiscal year 2023 drug and alcohol treatment programs report complied with all but 1 statutory requirement, an improvement from its fiscal year 2022 report

Department is developing Department Orders and processes related to reporting guidelines

### **Summary of recommendations: Auditor General makes 7 recommendations to the Department**

30

### **Appendix A: Program descriptions and inmate enrollment, completions, and noncompletions of major self-improvement, education, and treatment programs by prison and unit**

a-1

### **Appendix B: Arizona Department of Corrections, Rehabilitation and Reentry—Review of Specific Self-Improvement or Treatment Programs—30-month follow-up report**

b-1

### **Appendix C: Arizona Department of Corrections, Rehabilitation and Reentry—Sunset Review—30-month follow-up report**

c-1

### **Appendix D: Arizona Department of Corrections, Rehabilitation and Reentry—Annual Compliance Review of Specific Statutory and Policy Requirements—Initial follow-up report**

d-1

### **Appendix E: Department's annual drug and alcohol treatment report**

e-1

### **Appendix F: Scope and methodology**

f-1

### **Department response**



# TABLE OF CONTENTS

## Figures

1	Department timeline and process for conducting time computation audits of inmates in its custody Fiscal year 2023 (Unaudited)	6
2	Department correctly determined transition program eligibility for 80 inmates we reviewed but did not release or untimely released 14 inmates Fiscal year 2023	10
3	Inmate transfers, administrative discharges, and canceled program groups accounted for the majority of noncompletions among all major program enrollments and re-enrollments for fiscal years 2022 and 2023 (Unaudited)	23

## Tables

1	Multiple factors contributed to delayed releases to the transition program for 12 inmates in fiscal year 2023 (Unaudited)	13
2	Department enrolled 16,760 inmates accounting for 22,038 total unique major program enrollments and 13,255 completions among 3 program categories (self-improvement, education, and treatment) during fiscal year 2023 (Unaudited)	20
3	Department increased unique major program enrollments and completions and decreased noncompletions in fiscal year 2023 as compared to fiscal year 2022 (Unaudited)	21
4	Department's compliance status with drug and alcohol treatment programs reporting requirements for fiscal year 2022 report compared to the fiscal year 2023 report	29
5	Total inmate Changing Offender Behavior program enrollments, completions, and noncompletions by prison and unit for fiscal year 2023 and comparison of fiscal year 2023 to fiscal year 2022 totals (Unaudited)	a-3
6	Total inmate fire crew training certification program enrollments, completions, and noncompletions by prison and unit for fiscal year 2023 and comparison of fiscal year 2023 to fiscal year 2022 totals (Unaudited)	a-6
7	Total inmate Go Further program enrollments, completions, and noncompletions by prison and unit for fiscal year 2023 and comparison of fiscal year 2023 to fiscal year 2022 totals (Unaudited)	a-7
8	Total inmate Impact on Crime Victims program enrollments, completions, and noncompletions by prison and unit for fiscal year 2023 and comparison of fiscal year 2023 to fiscal year 2022 totals (Unaudited)	a-8



# TABLE OF CONTENTS

9	Total inmate Functional Literacy program enrollments, completions, and noncompletions by prison and unit for fiscal year 2023 and comparison of fiscal year 2023 to fiscal year 2022 totals (Unaudited)	a-9
10	Total inmate GED program enrollments, completions, and noncompletions by prison and unit for fiscal year 2023 and comparison of fiscal year 2023 to fiscal year 2022 totals (Unaudited)	a-13
11	Total inmate High School Diploma program enrollments, completions, and noncompletions by prison and unit for fiscal year 2023 and comparison of fiscal year 2023 to fiscal year 2022 totals (Unaudited)	a-17
12	Total inmate associate's degree program enrollments, completions, and noncompletions by prison and unit for fiscal year 2023 and comparison of fiscal year 2023 to fiscal year 2022 totals (Unaudited)	a-20
13	Total inmate bachelor's degree program enrollments, completions, and noncompletions by prison and unit for fiscal year 2023 and comparison of fiscal year 2023 to fiscal year 2022 totals (Unaudited)	a-22
14	Total inmate CTE program enrollments, completions, and noncompletions by prison and unit for fiscal year 2023 and comparison of fiscal year 2023 to fiscal year 2022 totals (Unaudited)	a-23
15	Total inmate DUI program enrollments, completions, and noncompletions by prison and unit Fiscal year 2023 for fiscal year 2023 and comparison of fiscal year 2023 to fiscal year 2022 totals (Unaudited)	a-31
16	Total inmate Moderate Treatment program enrollments, completions, and noncompletions by prison and unit for fiscal year 2023 and comparison of fiscal year 2023 to fiscal year 2022 totals (Unaudited)	a-33
17	Total inmate Intensive Treatment program enrollments, completions, and noncompletions by prison and unit for fiscal year 2023 and comparison of fiscal year 2023 to fiscal year 2022 totals (Unaudited)	a-36
18	Total inmate RSAT program enrollments, completions, and noncompletions by prison and unit for fiscal year 2023 and comparison of fiscal year 2023 to fiscal year 2022 totals (Unaudited)	a-37
19	Total inmate Sex Offender Education and Treatment Program Year 1 program enrollments, completions, and noncompletions by prison and unit for fiscal year 2023 and comparison of fiscal year 2023 to fiscal year 2022 totals (Unaudited)	a-38





## TABLE OF CONTENTS

20	Total inmate Sex Offender Education and Treatment Program Year 2 program enrollments, completions, and noncompletions by prison and unit for fiscal year 2023 and comparison of fiscal year 2023 to fiscal year 2022 totals (Unaudited)	a-40
21	Department facilitates various major programs for each prison and unit that houses inmates across multiple custody levels Fiscal year 2023 (Unaudited)	a-41



# INTRODUCTION

The Arizona Auditor General has completed its second annual review of the Arizona Department of Corrections, Rehabilitation and Reentry's (Department) compliance with several statutory and Department policy requirements, as required by Arizona Revised Statutes (A.R.S.) §41-1610.02. The review included assessing the Department's compliance with statutory requirements related to earned release credit programs, the inmate transition program, and the drug and alcohol treatment programs annual report; the Department's compliance with its statutory purpose to rehabilitate inmates by reporting information on the number of inmates who enrolled in and completed Department-provided rehabilitative self-improvement and treatment programs; and the Department's compliance with its own policies regarding industry-recommended reporting guidelines.<sup>1</sup> We completed the first annual review in July 2023, resulting in 10 recommendations directed to the Department and 1 legislative recommendation, which we followed up on as part of this second annual review (see Appendix D, pages d-1 through d-5, for the status of the recommendations from our Arizona Department of Corrections, Rehabilitation and Reentry—2023 Annual Compliance Review [Report 23-103] [July 2023 Annual Compliance Review]).

## Department's statutory purpose

The Department was created in 1968, and its statutory purpose (see textbox) includes operating prisons, providing rehabilitative programming, and supervising offenders once released into the community (community supervision). The Department operates 9 State prison complexes and contracts for 6 private or privately managed prisons located throughout the State.<sup>2</sup> As of May 31, 2024, the Department was responsible for 35,152 inmates in State and private prisons and 5,406 offenders on community supervision.<sup>3</sup>

### Department's statutory purpose

"The Department shall have as its purpose the objective of encompassing the various institutions, facilities, and programs which are now or may become a part of the correctional program of the State, and to provide the supervisory staff and administrative functions at the State level of all matters relating to the institutionalization, rehabilitation, and community supervision functions of all adult offenders."

Source: A.R.S. §41-1602(B).

## Compliance review encompasses various Department operational areas

A.R.S. §41-1610.02 requires us to annually assess the Department's compliance with statutory and policy requirements for and report information on the following operational areas:

- **Assess compliance with statutory requirements for earned release credit programs**—Statute outlines several earned release credit programs that provide a means for inmates to reduce their period of

<sup>1</sup> Effective September 24, 2022, Laws 2022, Ch. 327, §1, revised statute to add A.R.S. §41-1610.02, which requires us to annually review the Department's compliance in these areas. Our report is due on or before September 1 each year.

<sup>2</sup> The Department did not renew its contract with the vendor operating the private prison in Marana and transferred inmates housed there to other facilities in December 2023.

<sup>3</sup> Throughout this report, we use the term "inmate" to refer to individuals incarcerated in prison and the term "offender" for individuals who have been released from prison.

incarceration based on the sentencing statute under which they were convicted and other factors, such as behavior while incarcerated.<sup>4,5</sup> For example, an inmate can receive 3 days of earned release credit for every 7 days served if they have been convicted of certain drug-related charges. The Department is responsible for accurately identifying, tracking, and releasing inmates according to statutory requirements for each earned release credit program, and Department Orders provide guidance on how Department staff should perform these responsibilities.<sup>6</sup>

See Chapter 1, pages 4 through 7, for our assessment of the Department's compliance with earned release requirements in fiscal year 2023 and Appendix D, pages d-1 through d-5, for information on the status of our recommendations made to the Department related to earned release requirements from our July 2023 Annual Compliance Review.

- Assess compliance with statutory requirements related to the inmate transition program**—A.R.S. §31-281 requires the Department to establish a transition program that provides eligible inmates with transition services, such as counseling and case management, for up to 90 days after they are released into the community. A.R.S. §31-285 requires the Department to release inmates eligible for the transition program 3 months earlier than their next earliest release date. In addition, these 2 statutes establish other Department requirements related to the transition program, including inmate eligibility criteria (see textbox); Department contracting requirements, such as the requirement to contract with a private or nonprofit entity to administer transition program services; and Department reporting of transition program metrics, such as the number of inmates and the recidivism rate of inmates who receive transition program services. Additionally, A.R.S. §31-281(B)(4) requires that the Department allow victims of inmates released to the transition program 20 days to object to an inmate's early release after the Department has mailed notification to the victims of the early release.

See Chapters 2 and 3, pages 8 through 17, for our assessment of the Department's compliance with statutory transition program requirements in fiscal year 2023, including statutory victim notification requirements; and Appendix D, pages d-1 through d-5, for

### Transition program eligibility requirements

To be eligible for the transition program, inmates must meet the following eligibility requirements:

- Has met functional literacy standards.<sup>1</sup>
- Has no violent crimes convictions.<sup>2</sup>
- Has no sexual offense convictions.
- Has no felony detainers.
- Has signed a transition program agreement.
- Has been classified as minimum or medium custody by the Department.
- Has not violated any major violent rule during current period of incarceration or violated any other major rule within the previous 6 months.
- Has been determined by Department to have complied with all his/her individualized corrections plan programming.

<sup>1</sup> A.R.S. 31-229(K) defines functional literacy as the ability to read, write, and perform basic mathematical computations and processes at or above the identified grade level. Additionally, A.R.S. §31-229.02 states that inmates generally cannot be released to community supervision unless they achieve functional literacy at an eighth-grade literacy level or serve their full term of imprisonment, whichever first occurs. Finally, A.R.S. §31-281(E)(5) allows some inmates to be released to the transition program if they failed to achieve functional literacy but are enrolled in a functional literacy program.

<sup>2</sup> Laws 2021, Ch. 173, amended some of the statutory requirements for the transition program effective September 29, 2021. Specifically, it removed the requirement that inmates be classified as a low-violence risk to the community and allows for inmates to have convictions for some violent crimes, such as assault, aggravated assault, and some domestic violence offenses, to be eligible for the transition program.

Source: Auditor General staff review of Statute and Department Order 1002.

<sup>4</sup> A.R.S. §§41-1604.06, 41-1604.07, and 41-1604.10.

<sup>5</sup> We refer to the administration of the various earned release credit types as earned release credit programs for the purpose of the annual compliance review.

<sup>6</sup> Department Orders are written instructions to guide uniform administration and operation of the Department and serve a similar function as written policies and procedures. Each Department Order addresses a specific topic, such as inmate classification, security/facility inspections, and inmate programming.

information on the status of our recommendations made to the Department related to transition program requirements from our July 2023 Annual Compliance Review.

- **Assess compliance with the Department’s statutory purpose to rehabilitate inmates by reporting the number of inmates who enroll and participate in and complete the Department’s rehabilitative self-improvement and treatment programs by institution and a description of each program**—As discussed earlier, the Department’s statutory purpose includes rehabilitating inmates/offenders. According to a Department Order related to inmate programming, “[t]he Department recognizes that programs can have a great impact on inmates and offenders to improve their knowledge, skills, and to counter criminal thinking in order that they might have the tools needed to succeed upon release from prison and to assist in reducing recidivism.” The Department offers a variety of self-improvement, education, and treatment programs, such as changing offender behavior, functional literacy, high school equivalency, and substance abuse and sex offender treatment. The Department uses a priority-ranking report, an automated report generated by its inmate management system, the Arizona Correctional Information System (ACIS), that provides a ranked listing by program of inmates with programming needs, to help staff responsible for program enrollment decide which inmates to enroll in available programs.<sup>7</sup>

See Chapter 4, pages 18 through 25, and Appendix A, pages a-1 through a-44, for information on the Department’s major self-improvement, education, and treatment programs, as well as Appendix D, pages d-3 and d-4, for information on the status of our recommendations made to the Department related to these programs from our July 2023 Annual Compliance Review.

- **Assess compliance with Department policies regarding industry-recommended reporting guidelines**—As discussed in footnote 6 (see page 2), Department Orders serve a similar function to policies and procedures. See Chapter 5, pages 26 through 29, for information on the Department’s efforts to develop and implement Department orders related to reporting guidelines, and Appendix D, pages d-1 through d-5, for information on the status of our recommendations related to reporting guidelines from our July 2023 Annual Compliance Review.
- **Assess compliance with statutory requirements related to an annual drug and alcohol treatment programming report**—Pursuant to A.R.S. §41-1604.14, the Department is required to annually produce a report detailing information about the drug and alcohol treatment programs it provides to inmates in prison and offenders on community supervision. The report must include specific information, such as the programs available, the descriptions of the programs, and the cost of the program per offender. See Chapter 5, pages 26 through 29, and Appendix E, pages e-1 through e-15, for information on the Department’s annual drug and alcohol treatment programming report, and Appendix D, pages d-1 through d-5, for information on the status of our recommendations related to the drug and alcohol treatment programming report from our July 2023 Annual Compliance Review. Chapter 5 also includes information on the Department’s compliance with various statutory reporting requirements related to the earned release credit report and transition program.

---

<sup>7</sup> The inmates are ranked in order of priority based on their individual risk and needs scores and remaining time in prison. However, the Department has directed program staff to give highest priority for enrollment in major programs to inmates who need to complete a major program to be fully eligible for drug possession release. According to Department documents, the Department defines major programs as programs facilitated by credentialed staff that have a potential impact on criminogenic factors, for example, procriminal attitudes, school/work failure, and drug or alcohol abuse.



# Department released eligible inmates we reviewed consistent with statute with 1 exception

**Statutory requirement:** Review the Department's compliance with the earned release credit program requirements pursuant to A.R.S. §§41-1604.06, 41-1604.07, and 41-1604.10.<sup>1</sup>

**Prior-year conclusion:** Our July 2023 Annual Compliance Review found the Department released 122 of 123 inmates we reviewed according to earned release credit program time frames in fiscal year 2022, and it did not release 1 inmate on time because Department staff misapplied an eligibility requirement. We recommended the Department provide periodic staff training on earned release credit program requirements and it was in the process of implementing this recommendation (see Appendix D, pages d-1 through d-2, Recommendation 1 to the Department, for more information).

**2024 conclusion:** Consistent with earned release credit program statutory provisions, the Department correctly determined inmates' length of incarceration and released 79 of 80 inmates we reviewed who were released under various earned release credit programs in fiscal year 2023. One inmate we reviewed was not released on time due to Department staff misapplication of an eligibility requirement. The Department should continue to develop and implement periodic training to help ensure Department staff are aware of earned release credit program requirements.

<sup>1</sup> Statute also requires us to review the Department's compliance with a statutory reporting requirement related to earned release credits pursuant to A.R.S. §41-1604.07(P). See Chapter 5, page 26, for information on our 2023 and 2024 conclusions related to this requirement.

## Department required to determine inmates' eligibility for earned release credit programs and release inmates according to their eligibility time frames

As discussed in the Introduction (see pages 1 and 2), statutes establish various earned release credit programs that shorten eligible inmates' periods of incarceration.<sup>8</sup> We were required to review 3 of these programs: Drug Possession Release, Truth-in-Sentencing, and New Code (see textbox, page 5, for more information on these 3 programs, including eligibility requirements and how inmates may earn release credits).<sup>9,10</sup>

The Department is required to determine inmates' eligibility for earned release credit programs and has established processes to identify, track, and calculate inmates' earned release credits throughout the inmates' periods of incarceration. The process for determining inmates' earned release credits is known as a time

<sup>8</sup> A.R.S. §§41-1604.06, 41-1604.07, and 41-1604.10.

<sup>9</sup> Statute outlines the statutory requirements for inmates to earn release credits, but the Department has specified the names for the different earned release credit programs.

<sup>10</sup> Statute has established 2 other required earned release credit programs for inmates convicted of offenses committed prior to October 1, 1978. We were not directed to review these 2 programs.

computation audit. The Department conducts multiple time computation audits for inmates throughout their incarceration to determine and help ensure accurate release dates (see Figure 1, page 6, for more information).

## Earned release credit programs

Statute has established the following earned release credit programs, which are based on type of offense(s) and when the crime(s) was committed:

- **Drug Possession Release**—Inmates who have been convicted of 1 of 4 qualifying drug possession or use charges related to marijuana, dangerous drugs, narcotics, or drug paraphernalia; have not previously been convicted of a violent or aggravated felony as defined in A.R.S. §13-706; and successfully complete a drug treatment program or other major self-improvement or education program while imprisoned can earn 3 days of credits for every 7 days served. However, inmates sentenced to serve the full term of imprisonment imposed by the court are not eligible. This earned release credit program went into effect in June 2019 pursuant to Laws 2019, Ch. 310.
- **Truth-in-Sentencing**—Inmates who have been convicted of any offense not listed under the drug possession release program and who committed offenses on or after January 1, 1994, are eligible to earn 1 day of credit for every 6 days served. However, inmates sentenced to serve the full term of imprisonment imposed by the court are not eligible. Examples of inmates in our file review who earned Truth-in-Sentencing release credits included inmates who were convicted of misconduct involving weapons, burglary, and kidnapping.
- **New Code**—Inmates who have been convicted of offenses committed between October 1, 1978 and December 31, 1993, and who are parole eligible, are eligible to earn New Code earned release credits.<sup>1</sup> These inmates may earn either 1 day of credit for every 2 days served or 1 day of credit for every 3 days served and may need to serve a minimum amount of their imposed sentence before earning credits, depending on various stipulations, such as the crime committed and the number of prior convictions. For example, an inmate who was sentenced on a first conviction for an offense other than a dangerous felony offense as defined in A.R.S. §13-105 or one that resulted in a sentence of death or life in prison can earn 1 day of credit for every 2 days served, whereas an inmate who has been defined by law as a repeat or dangerous offender can earn 1 day of credit for every 3 days served.

<sup>1</sup> A.R.S. §41-1604.09 outlines inmate eligibility for parole, which includes inmates who have been convicted of offenses committed before January 1, 1994, or sentenced to life imprisonment for first-degree murder with the possibility of parole after serving a minimum number of years specified in the sentence. The sentencing guidelines, referred to as truth-in-sentencing, eliminated parole for truth-in-sentencing eligible inmates and were established by Laws 1993, Ch. 255, effective December 31, 1993.

Source: Auditor General staff review of Arizona Revised Statutes, Department Orders, and other Department documentation related to earned release credit programs that was the source information from our July 2023 Annual Compliance Review.

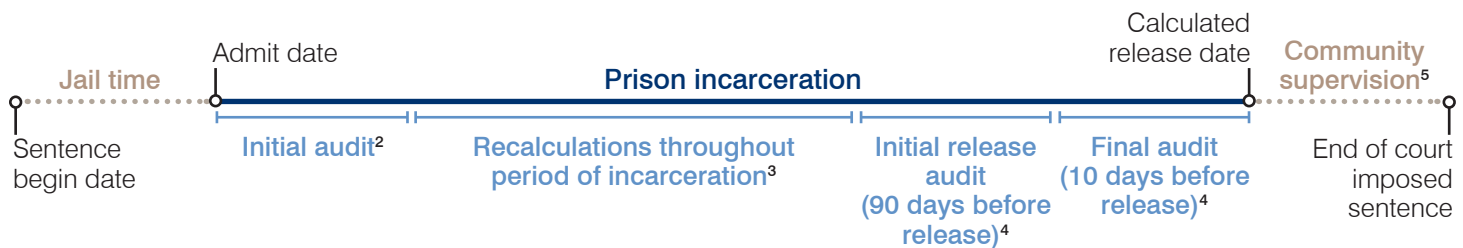
The Department calculates inmates' projected release credits upon entry to prison based on statutory requirements; however, inmates earn these credits throughout their period of incarceration based on days served. Inmates found guilty of a major disciplinary violation, such as assaulting a Department staff member or possessing dangerous contraband, can lose release credits and can apply to restore their credits during their period of incarceration. According to statute, the Department has discretion over inmates' restoration of credits.<sup>11</sup>

Under some circumstances, an inmate may not be eligible for earned release credits. For example, some criminal code statutes indicate that an inmate convicted of certain crimes is not eligible for earned release credits. Additionally, the Department reported that sometimes, a judge may use their discretion to indicate an

<sup>11</sup> A.R.S. §41-1604.07(D).

inmate is ineligible for earned release credits even though the statute(s) the inmate was convicted under does not prohibit the inmate from earning credits. In either situation, inmates are required to serve the full sentence imposed by the courts, which the Department refers to as flat sentences.

**Figure 1**  
**Department timeline and process for conducting time computation audits of inmates in its custody**  
**Fiscal year 2023<sup>1</sup>**  
 (Unaudited)



- <sup>1</sup> This figure was used in our July 2023 Annual Compliance Review to illustrate the Department's timeline and process for conducting time computation audits of inmates in its custody. The Department reported that this process is still accurate.
- <sup>2</sup> When an inmate is first incarcerated, staff at the prison intake facility input basic information from the inmate's sentencing documents such as sentence length, sentence begin date, and number of jail credits. Staff at the Department's central office then verify the inmate's sentencing information during each subsequent time computation audit and communicate the inmate's calculated release date to other units within the Department, including the prison unit, which is required to inform the inmate of his or her calculated release date.
- <sup>3</sup> The Department is required to recalculate an inmate's earned release credits if he or she committed a major rule violation or had changes to his or her sentence(s) mandated by the courts. In addition, the Department reported that it tries to conduct an annual inmate time computation audit.
- <sup>4</sup> The Department reported that the staff member who completes an inmate's initial release audit is not allowed to complete the inmate's final audit.
- <sup>5</sup> Community supervision requires inmates who are released early, including to the transition program, to serve their remaining sentence in the community under Department supervision.

Source: Auditor General staff review of Department Order 1002 and observations of the Department staff responsible for calculating inmate release dates.

## Department correctly released 79 of 80 inmates based on their statutory release eligibility and did not release 1 inmate due to staff misapplication of statute, lengthening inmate's incarceration by approximately 1 month

Building upon our review of the Department's efforts to correctly release inmates on their statutory release eligibility from our July 2023 Annual Compliance Review, we reviewed a stratified random sample of 80 of 11,232 inmates who were or were not released under earned release credit programs in fiscal year 2023 and found the Department accurately calculated and tracked inmates' earned release credits and released 79 of 80 inmates based on their statutory eligibility.<sup>12</sup> The Department retained 1 inmate in prison approximately 1 month longer than the Department's calculated release date. Similar to the findings from our previous report, according to the Department, its staff believed that the inmate was not eligible for release because the inmate had not met the functional literacy standard. However, the functional literacy requirement did not apply to this inmate because they were eligible for the drug possession release program, a program for which the functional literacy standard does not apply. After Department staff realized their error when processing the inmate for a new release date, the Department released the inmate on April 17, 2023, but the inmate should have been released approximately 1 month earlier, on March 22, 2023.

<sup>12</sup> The 80 inmates included 8 inmates who were not eligible for earned release credits and were required to serve the full term of imprisonment imposed by the court. Our review of these 8 inmates' files found the Department correctly identified, calculated release dates for, and timely released these inmates (see Appendix F, page f-1, for additional information on our sample).



Consistent with our July 2023 Annual Compliance Review recommendations, the Department started developing tutorials for prison facility staff related to time computation, such as explaining the requirements for inmates to be eligible for the drug possession release earned release credits (see Appendix D, pages d-1 through d-2, Recommendation 1 to the Department, for more information of the status of this recommendation). Further, consistent with our 2021 Sunset Review, in January 2024, the Department reported that it has automated the process for identifying inmates who may qualify for drug possession release and calculating their potential drug possession release dates (see Appendix C, page c-2, Recommendation 1c, for more information of the status of this recommendation).<sup>13</sup>

---

<sup>13</sup> The staff error occurred prior to the Department implementing these recommendations; therefore, we will continue to assess the Department's efforts to develop and implement periodic training for Department staff related to earned release credit program provisions and requirements to help ensure eligible inmates are released according to earned release credit requirements and time frames as part of our 2025 annual compliance review.





# Department complied with some transition program provisions but did not release or untimely released some inmates we reviewed

**Statutory requirement:** Review the Department's compliance with the inmate transition program established pursuant to A.R.S. §31-281 and the release provisions prescribed in A.R.S. §31-285.<sup>1</sup>

**Prior-year conclusion:** Our July 2023 Annual Compliance Review found the Department did not comply with the statutory requirement to release 1 inmate we reviewed to the transition program in fiscal year 2022. Additionally, 4 of 41 inmates we reviewed were not released 3 months early due to factors in the Department's control, while 4 of 41 inmates were not released 3 months early due to factors outside of the Department's control. We recommended the Department continue its efforts to implement a recommendation from our September 2021 performance audit and sunset review report (Report 21-119) to develop and implement a written procedure for monitoring, identifying, and addressing delays in transition program processes that are within the Department's control. As of April 2024, the Department was in the process of implementing this recommendation (see Appendix D, pages d-2 and d-3, for more information). In fiscal year 2022, the Department complied with several other statutory requirements such as determining inmate eligibility for the transition program for 41 inmates we reviewed; however, we recommended the Department continue to update and distribute the document it provides to inmates about the transition program, and it implemented this recommendation (see Appendix D, page d-3, Recommendation 6, for more information).

**2024 conclusion:** In fiscal year 2023, the Department complied with various statutory requirements such as correctly determining inmate eligibility for the transition program for 80 inmates we reviewed, providing evidence to support the provision of transition program services for 4 inmates we reviewed, and notifying inmates about the transition program at intake and approximately 6 months before an inmate is released. However, the Department did not release 2 of 48 inmates we reviewed to the transition program even though it approved these inmates for the program. Additionally, the Department did not release 12 of 48 inmates to the transition program 3 months before their next earliest release date due to factors within and outside of the Department's control. The Department should continue its efforts to implement a recommendation from our 2021 Sunset Review of the Department (Report 21-119) to develop and implement a written procedure for monitoring, identifying, and addressing delays in transition program processes that are within the Department's control (see page 14, Recommendation 1).

<sup>1</sup> Statute also requires us to review the Department's compliance with the reporting provisions prescribed in A.R.S. §31-285. See Chapter 5, page 27, for information on our 2023 and 2024 conclusions related to these reporting provisions.

## Department correctly determined transition program eligibility for 80 inmates we reviewed and complied with some other transition program requirements

As previously mentioned in Chapter 1 (see page 6), we reviewed a stratified random sample of 80 inmates for their statutory earned release credit eligibility. We also reviewed the Department's determination of transition program eligibility for these 80 inmates and found that the Department correctly determined transition program eligibility for all 80 inmates. Specifically, the Department correctly determined that 48 of 80 inmates were eligible for the transition program and 32 of 80 inmates were not eligible for the program. However, of the 48 eligible inmates, the Department either did not release or untimely released 14 inmates to the transition program (see next section for more information).

Additionally, the Department complied with other transition program statutory requirements, including contracting for the provision of transition program services to inmates released to the transition program and notifying inmates about the transition program (see textbox).

### Department complied with various transition program provisions

**Department provided evidence to support compliance with specific transition program contracting and service requirements for all 4 inmates we reviewed**—A.R.S. §31-281 establishes specific requirements for the transition program that the Department or its contractor must follow.<sup>1</sup> For example, the Department is required to contract with a private or nonprofit entity, and the contracted entity must provide psychoeducational counseling and case management services to inmates in the transition program. Our review of Department documentation found that the Department had obtained evidence that its contractor provided required transition program services to all 4 inmates we reviewed. Specifically, the Department provided referral forms, assessments, and attendance records to show that the 4 inmates received counseling services.<sup>2</sup>

**Department has established processes for notifying inmates about the transition program at intake and approximately 6 months before an inmate is released**—The Department is statutorily required to notify eligible inmates upon admission and 6 months before their eligibility date about the transition program, including admission requirements and factors for disqualification.<sup>3</sup> In our July 2023 Special Report, we noted that there is an action queue in ACIS that notifies prison staff to speak with inmates about an inmates' transition program eligibility approximately 6 months before the inmates' release date. However, the transition program pamphlet the Department provided to inmates at intake had information that no longer applied to transition program eligibility, such as the requirements for inmates to have a home plan, and we recommended that the Department revise the pamphlet. In February 2024, the Department revised and began to distribute an updated pamphlet that no longer listed a home plan as a requirement. In March 2024, we observed the updated pamphlet being distributed to inmates. Our review of the Department's transition program pamphlet found that the information it contained complied with statute.

<sup>1</sup> A.R.S. §31-281.

<sup>2</sup> We randomly sampled 4 of 46 inmates the Department identified as being released to the transition program in fiscal year 2023 (see Appendix F, page f-1, for additional information on our sample).

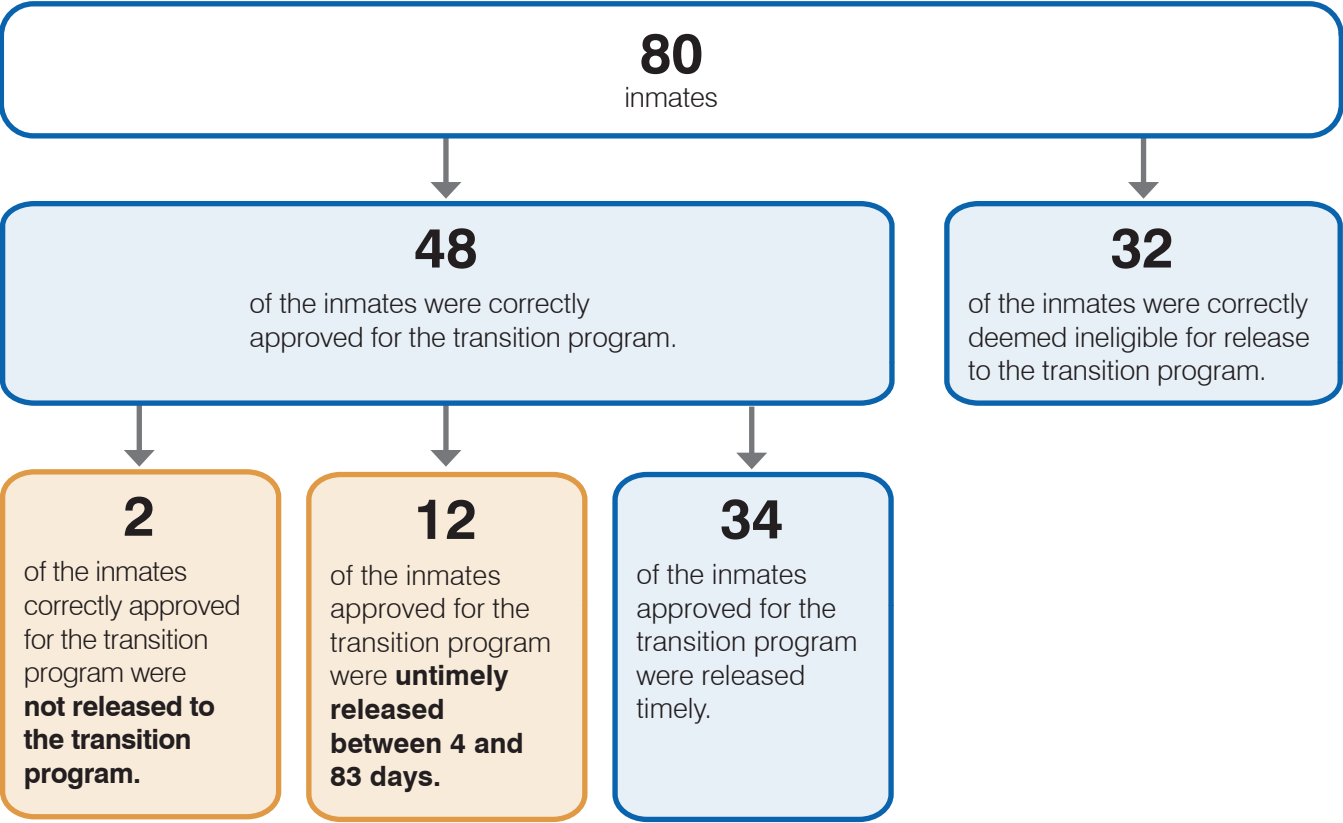
<sup>3</sup> A.R.S. §31-281(D)(4).

Source: Auditor General staff analysis of Department data on inmates who were released to the transition program and received transition program services in fiscal year 2023.

Department did not release or untimely released 14 eligible inmates we reviewed to the transition program in fiscal year 2023, which may prevent inmates from receiving transition program services, lengthen prison stays, and increase Department costs

Our review of the 48 inmates who were determined eligible for the transition program found that the Department did not release 2 of these inmates early to the transition program even though it had determined their eligibility for the program.<sup>14</sup> Additionally, the Department did not release another 12 of 48 inmates it determined were eligible for the transition program 3 months earlier than the inmates' next earliest release date as required by statute (see Figure 2 for the Department's eligibility determination for the 80 inmates, and textbox in the introduction on page 2 for transition program eligibility requirements).<sup>15</sup>

**Figure 2**  
Department correctly determined transition program eligibility for 80 inmates we reviewed but did not release or untimely released 14 inmates  
Fiscal year 2023



Source: Auditor General staff review of Department-provided data related to transition program eligibility status and releases in fiscal year 2023.

Inmates who are eligible for the transition program but not actually released to the transition program remain in prison for up to 3 months longer than required by statute, and as a result, they do not receive transition program services after their release to the community, such as substance abuse counseling and domestic

<sup>14</sup> The 2 inmates we identified as approved for early release to the transition program had less than 3 months of incarceration remaining prior to their next earliest release date, having 22 and 64 days, respectively.

<sup>15</sup> A.R.S. §31-285(A).

violence education. Inmates who are eligible for the transition program but not released 3 months early also remain in prison longer than statute requires, delaying their return to the community. The Department also incurs higher costs when inmates' incarceration is unnecessarily extended. For example, based on its fiscal year 2020 per capita report, the Department reported that it paid \$74.77 per day for each incarcerated inmate but only \$11.24 per day for each inmate on community supervision.<sup>16</sup>

## Multiple factors within the Department's control contributed to inmates we reviewed not being released or being untimely released to the transition program

**Department failed to release 2 inmates to the transition program because of factors within its control**—Specifically:

- According to Department Order 801, inmates are ineligible for the transition program until the Department completes the inmate custody level classification process (classification process).<sup>17</sup> Additionally, Department staff are required to complete the classification process within 3 workdays of an inmate's admission to a Department facility if the inmate has 6 months or less to serve in custody. For 1 inmate, Department staff completed the classification process 13 workdays after the inmate was admitted into Department custody.

Further, prison staff did not obtain a signed transition program agreement from the inmate for 2 weeks, despite 2 requests central office staff made to prison staff for the agreement.<sup>18</sup> The Department could not explain why prison staff did not timely obtain the signed transition program agreement. Similarly, in our July 2023 Annual Compliance Review, we identified 1 inmate who was not released to the transition program because the Department never obtained a signed transition program agreement, despite 7 separate central office staff requests over 7 weeks for prison staff to obtain the signed agreement. Additionally, the Department reported it does not have a process for identifying, monitoring, and timely following up when transition program agreements are not obtained from inmates.

- For the other inmate, the staff member who conducted the inmate's final release audit did not account for the inmate's eligibility for the transition program, and therefore the inmate was not released to the transition program and was instead released 7 days later on his next earliest release date. According to the Department, this incident resulted from an error committed by an employee no longer with the Department.

### **Although factors outside the Department's control led to some transition program release delays, several factors within the Department's control also contributed to untimely transition program releases for 9 of 12 inmates we reviewed**

—For 6 of 12 inmates we reviewed who were not timely released to the transition program, we found that they entered the Department's custody with 3 months or less remaining to serve on their sentence, similar to what we reported in our July 2023 Annual Compliance Review. These inmates had between 23 and 92 days remaining in their sentence at the time they were placed in Department custody. Additionally, inmates must pass a functional literacy test before they are eligible for the transition program, and by the time 3 inmates achieved functional literacy, they had less than 3 months to serve until their next earliest release date. However, for 9 of 12 inmates we reviewed, several factors within the Department's control also contributed to these inmates' untimely releases, including some inmates'

<sup>16</sup> As of March 2024, the Department reported the most recent information available for Department per capita costs was for fiscal year 2020, which was based on its Operating Per Capita Cost Report published in June 2021.

<sup>17</sup> The classification process refers to the assessment Department staff conducts that determines the inmate's appropriate custody level and is based on the risk the inmate poses to other inmates and Department staff.

<sup>18</sup> Department Order 1001 requires an inmate-signed transition program agreement, which explains the conditions for participating in the program, such as the requirement to be assessed for treatment services and attend recommended classes. Additionally, when an inmate signs the transition program agreement form, they agree to sign a release of information that allows the treatment provider to share information with the appropriate ADCRR staff.

releases being impacted by multiple factors (see Table 1 on page 13 for additional details). Specifically, the Department:

- **Did not timely classify inmates upon admittance to Department custody**—As previously mentioned, inmates are not eligible for the transition program until the Department completes its classification process. Department staff completed the classification process for 8 of 12 inmates with incarceration sentences of less than 6 months in 4 to 15 workdays, which contributed to the Department releasing these 8 inmates between 4 and 83 days late to the transition program.<sup>19</sup> The Department could not explain why the classification process was delayed.
- **Delayed obtaining inmates' signed transition program agreements**—According to Department Order 1002, an inmate must sign a transition program agreement to be released early to the transition program. However, it took the Department between 5 and 19 days to obtain a signed transition program agreement from 8 of 12 inmates, which may have contributed to the number of additional days these inmates spent in custody prior to their release to the transition program. As previously mentioned, the Department does not have a process for identifying and monitoring when and why transition program agreements are not immediately obtained from inmates.
- **Did not timely review and approve inmates for the transition program**—According to Department Order 1001, the Department is required to review an inmate's eligibility within 1 business day if the inmate has less than 90 calendar days to his or her projected transition program release date and the Department's inmate management system has preliminarily determined an inmate's eligibility for the transition program. However, the Department did not review 3 of 12 inmates' approval for the transition program until 6 to 10 business days after the inmate was deemed potentially eligible by the Department's inmate management system. These delays may have impacted the inmate's timely release to the transition program. The Department could not explain why the reviews were delayed.
- **Delayed approving post-release placement**—Effective January 22, 2023, the Department revised Department Order 1002 to allow inmates to be released to the transition program either with a Department-approved home plan or as a homeless release, in which the Department reported an inmate will be released to the community while working with Department staff to find permanent housing, rather than remaining in prison.<sup>20</sup> Three of 12 inmates entered the Department's custody with less than 3 months remaining to serve on their sentence and were approved for the transition program, thus making them eligible for a homeless release. However, the Department either did not initiate or delayed initiating and approving a homeless release for these 3 inmates potentially delaying their release by between 6 and 11 business days. Rather than initiating a homeless release for 2 inmates, the Department processed and approved a home plan, which it reported generally takes longer to process than a homeless release. The Department could not explain why the homeless release for the third inmate was delayed.

<sup>19</sup> Of those 8 inmates, 6 inmates were admitted to Department custody with less than 3 months until their next earliest release date.

<sup>20</sup> According to the Department, if inmates do not yet have a place to reside when leaving prison, they will be placed in temporary housing, such as a halfway house, and its community corrections staff will work with the inmate to develop an approved home plan.

**Table 1**

**Multiple factors contributed to delayed releases to the transition program for 12 inmates in fiscal year 2023<sup>1</sup>**

(Unaudited)

Inmate number	Days released late <sup>2</sup>	Factors within the Department's control				Factors outside of the Department's control	
		Untimely Department classification	Delay in obtaining transition program agreement <sup>3</sup>	Untimely review and approval for the transition program	Delay in approving post-release placement <sup>3</sup>	Not enough time in Department custody	Inmate delay in meeting functional literacy
1	4	—	—	—	—	—	X
2	5	—	X	—	—	—	—
3	11	X	X	—	—	X	—
4	13	X	X	X	—	—	—
5	15	X	X	—	—	—	—
6	32	—	—	—	—	—	X
7	42	X	—	—	X	X	—
8	52	X	X	—	X	X	—
9	58	X	X	X	—	X	—
10	61	X	X	—	X	X	—
11	65	—	—	—	—	—	X
12	83	X	X	X	—	X	—



Contributing factor



Not applicable

<sup>1</sup> Due to the complexity of factors that contributed to an inmate's late release, we were unable to determine the individual impact of each factor on the total number of days an inmate's release was delayed.

<sup>2</sup> The 12 inmates were in Department custody between 13 and 129 days.

<sup>3</sup> The Department does not have a designated time frame for these processes.

Source: Auditor file review of Department provided data related to transition program eligibility status and releases in fiscal year 2023 and ACIS.

## Recommendation

The Department should:

1. In conjunction with recommendation 1b from our September 2021 performance audit and sunset review, continue to monitor, identify, and address delays in processes that are within the Department's control that delay inmate transition program releases.<sup>21</sup> These efforts should include addressing:
  - a. Untimely inmate classification.
  - b. Delays in obtaining signed transition program agreements.
  - c. Untimely transition program approval.
  - d. Delays in approving post-release placements.

**Department response:** As outlined in its [response](#), the Department agrees with the finding and will implement the recommendation.

---

<sup>21</sup> We made a similar recommendation in our Arizona Department of Corrections, Rehabilitation and Reentry—Sunset Review (Report 21-119) and our Arizona Department of Corrections, Rehabilitation and Reentry—2023 Annual Compliance Review (Report 23-103). However, to streamline and combine the recommendations, we are making a new recommendation as part of the 2024 Annual Compliance Review.



# Department did not timely notify a victim of an inmate's early release in accordance with statute or notify victims of 20-day time frame to object to a release, potentially impacting the victim's ability to object to an inmate's early release

**Statutory requirement:** Review the Department's compliance with the inmate transition program pertaining to the victim notification requirement specified in A.R.S. §31-281(B)(4).

**Prior-year conclusion:** Our July 2023 Annual Compliance Review found the Department had a process for notifying victims when an inmate is set for release. However, we were not able to test the Department's compliance with this process because there were no identified victims indicated in the Department's data system for the 41 inmates we reviewed.

**2024 conclusion:** In fiscal year 2023, the Department did not timely notify the victim of 1 of 3 inmates we reviewed. The Department also did not inform victims of inmates released early to the transition program about their 20-day statutory time frame for objecting to an inmate's early release. Additionally, Department Order 1002 is inconsistent with the statutory requirement that an inmate be retained in custody until the 20-day time frame for victim response has ended.

## Statute requires the Department to notify victims of inmates' pending transition program release and provide victims the opportunity to object to the early release

Statute requires the Department to notify the victims of crimes inmates committed before they are released early to the transition program and provide victims the opportunity to object to the inmate's early release (see textbox on page 16 for a definition of victim and other key terms). Specifically, according to A.R.S. §31-281(B)(4), if a victim has provided the Department with a current address or other contact information, the Department can release an inmate to the transition program only after the Department has provided notice to the victim of the inmate's early release and provided the victim an opportunity to be heard. Further, this statute states that any objection to an inmate's early release must be made within 20 days after the Department has mailed notice to the victim.

Failure to follow these statutory requirements could result in a victim not having the opportunity or sufficient time to object to an inmate's release before the Department releases the inmate. As a result, the Department could release an inmate despite a victim being opposed to the release.<sup>22</sup> Additionally, failure to notify a victim

<sup>22</sup> According to Department order 1002, a victim may object to the release of an inmate. However, the Department reported that it is at the Director's discretion whether an inmate is denied release to the transition program. Additionally, the Department is not statutorily required to deny an inmate's release if a victim objects to the release.



could result in additional trauma or hardship if the victim is unaware of the inmate's release. Further, a victim's ability to prepare for the inmate's release could be impacted. For example, Victim Services informs victims that it can provide certain services for victims such as counseling and assistance with orders of protection or obtaining restitution. If victims are not timely notified of an inmate's release, they may not have an opportunity to utilize those services prior to the inmate's release.

## **Department did not notify the victim of 1 of 3 inmates we reviewed 20 days before the inmate was released early to the transition program and has established notification processes that are inconsistent with statute**

**Department did not notify victim of 1 of 3 inmates we reviewed within required time frame**—Our review of a random sample of 3 of 63 inmates released early to the transition program in fiscal year 2023 for which the victim had requested to be notified found that the Department did not send 1 victim a notification 20 days before the inmate's early release to allow the victim 20 days to object to the inmate's release as required by A.R.S. §31-281.<sup>23</sup> Instead, the Department sent the notification 14 days before the inmate's release.

**Department Orders are inconsistent with transition program statutory notification requirements, which may cause inmates to be released before a victim has the opportunity to object**—Although Department Order 1002 states that a victim has 20 days after the Department has mailed a notice to be heard, it does not require a notice be sent 20 days prior to an inmate's release and/or require an inmate to be retained in custody for those 20 days. Instead, Department Order 526 requires the Department to notify victims at least 15 days before an inmate's release, which is consistent with A.R.S. §13-4413(A)(2) that requires the Department to generally notify a victim at least 15 days before an inmate's release. However, A.R.S. §31-281(B)(4) requires the Department to provide victims of inmates potentially being released early to the transition program 20 days to object to an inmate's early release, and Department order 526 does not account for the additional 5 days that should be provided to allow those victims the full statutorily mandated time frame to object. Therefore, the Department is potentially releasing inmates to the transition program before their victims have the full statutorily mandated time period to object to the early release.

**Department's victim notification letter does not inform victims of 20-day time frame to object, which may cause victims not to object within 20 days or be heard timely**—The Department's notification letter that it sends to victims does not inform the victims of the 20-day time frame to object before an inmate's early release to the transition program. Instead, the letter indicates that victims need

### **Key terms**

**Victim**—A person against whom a criminal offense has been committed or, if the person is killed or incapacitated, the person's spouse, parent, child, grandparent, sibling, second-degree relative, or other lawful representative.<sup>1</sup>

**Victim Services division**—Department division that is responsible for providing all victim services that are required by law in a post-conviction setting, such as notifying victims of an inmate's release, and assisting with orders of protection. This division also works with victim advocacy groups, individual victims, and other organizations to coordinate victim services and provide training on the services the Department offers.

**Post Conviction Notification of Release (PCNR) form**—A form a victim must submit to the Department to be notified of an inmate's release. The form must include the victim's address and phone number to ensure the victim receives notifications.<sup>2</sup>

<sup>1</sup> A.R.S. §13-4401(19).

<sup>2</sup> Pursuant to A.R.S. §13-4417, if a victim does not notify the Department of changes in contact information, the PCNR is withdrawn.

Source: Auditor General staff review of A.R.S. §13-4401(19), Department Order 526, and the Department's website.

<sup>23</sup> The Department reported that none of the 3 victims we reviewed objected to an inmate's early release through the transition program.

to contact the Department as soon as possible to be heard on an inmate's early release. As a result, victims may not be aware of the 20-day time frame during which they are statutorily entitled to make an objection.

## Recommendations

The Department should:

2. Send victims of inmates who are scheduled to be released early to the transition program a notification of the planned early release at least 20 days prior to the inmate's scheduled release pursuant to A.R.S. §31-281(B)(4).
3. Revise Department Order 1002 to release inmates early to the transition program only after a victim that has requested notification is provided notice and a 20-day opportunity to be heard and potentially object to the release pursuant to A.R.S. §31-281(B)(4).
4. Update its post-conviction notice letter to inform victims of the 20-day time frame to object to an inmate's early release to the transition program after receiving the Department's final release notification.

**Department response:** As outlined in its [response](#), the Department agrees with the finding and will implement the recommendations.



# Approximately 60 percent of inmate enrollments in Department-offered major programs ended in a completion in fiscal year 2023, representing a slight improvement from fiscal year 2022, but many enrollments still resulted in a noncompletion

**Statutory requirement:** Review the Department's compliance with its statutory purpose prescribed in A.R.S. §41-1602 to provide rehabilitation, and the number of inmates who enroll and participate in and complete the Department's rehabilitative self-improvement and treatment programs by institution and a description of each program.

**Prior-year conclusion:** Our July 2023 Annual Compliance Review found the Department offers inmates various types of programs, including self-improvement, education, and treatment programming. During fiscal year 2022, approximately 21,000 inmates were enrolled in at least 1 self-improvement, education, and/or treatment program, and on average approximately 59 percent of enrollments resulted in an inmate completing the program. Noncompletions ranged from approximately 31 to 51 percent between the 3 program types, and when inmates do not complete a program, they may miss out on intended benefits from that program. We also found unexpected values in the Department's enrollment data, such as illogical dates and duplicate enrollment data related to inmate programming. We made 2 recommendations to the Department to identify and correct errors in its program enrollment and completion data, and the Department was in the process of implementing these recommendations as of April 2024 (see Appendix D, pages d-3 through d-4, Recommendations 7 and 8, for more information on the status of these recommendations).

**2024 conclusion:** Consistent with its statutory purpose, the Department enrolls inmates in major self-improvement, education, and/or treatment programs based on various factors such as an inmate's risk for recidivism and identified need for various programs and prioritizes inmates closest to release for program enrollment. During fiscal year 2023, 16,760 inmates were enrolled in at least 1 major self-improvement, education, and/or treatment program with approximately 60 percent of unique inmate major program enrollments resulting in a completion.<sup>1</sup> The Department increased inmate enrollments in its major programs, which are standardized and evidence-based curriculum programs related to key areas of successful reentry, by nearly 22 percent from fiscal year 2022. Noncompletions ranged from approximately 22 to 44 percent for the 3 program types, and when inmates do not complete a program, they may miss out on that program's intended benefits. Similar to what we reported in our September 2021 performance audit that reviewed 4 specific Department self-improvement and treatment programs, we identified 3 reasons for most of these program noncompletions—the Department transferred inmates to different prisons or units while enrolled in a program, administratively discharged inmates from a program, or canceled the program class.

In addition, the Department continues to have data discrepancies related to inmate programming similar to those previously identified in our September 2021 performance audit and July 2023 Annual

Compliance Review. These discrepancies could lead to some inmates incorrectly becoming eligible or ineligible for early release. The Department should continue to develop and implement a process to identify and address its programming data discrepancies.

<sup>1</sup> For this Annual Compliance Review, we reviewed Department data on only major program enrollments, completions, and noncompletions.

## Department enrolls inmates in major programs, in accordance with its statutory purposes, based on key factors

As discussed in the Introduction, 1 of the Department's statutory purposes is to rehabilitate adult inmates/offenders.<sup>24</sup> Additionally, according to a Department Order related to inmate programming, "[t]he Department recognizes that programs can have a great impact on inmates and offenders to improve their knowledge, skills, and to counter criminal thinking in order that they might have the tools needed to succeed upon release from prison and to assist in reducing recidivism." Consistent with this Department order and its statutory purpose to rehabilitate adult inmates, the Department enrolls inmates in major programs based on various factors such as an inmate's risk for recidivism, identified need for the program, and eligibility for Drug Possession Release; and prioritizes inmates closest to release for enrollment in these programs (see Chapter 1, pages 4-7, for more information on Drug Possession Release).<sup>25</sup> These programs encompass self-improvement, education, and treatment programming (see textbox for a description of these 3 program categories and Appendix A, pages a-1 through a-40, for a description of each major program and enrollment information by program, prison, and

### 3 key major program categories

**Self-Improvement**—Various Department staff-facilitated programs that have a defined curriculum intended to teach inmates prosocial life skills. These programs include strategies for successful reentry into the community such as cognitive restructuring.

**Education**—Various certified instructor-provided academic programs that help inmates advance their educational or technical skills in functional literacy, high school, general educational development (GED) certification, and career technical education (CTE). For example, inmates in the functional literacy program receive instruction in reading, writing, and math until they reach the 8th grade literacy standard. The Department does not offer postsecondary classes, but inmates can pursue postsecondary education while incarcerated (see pages a-20 through a-22 for more information on postsecondary degree programs).

**Treatment**—Various licensed-counselor-conducted treatment programs, including substance abuse and driving under the influence treatment, and sex offender education and treatment. For example, substance abuse treatment aims to help inmates address their addiction issues and live drug-free, prosocial lifestyles.

Source: Auditor General staff review of Department Orders and Department-provided documents related to its offered programs, and interviews with Department staff, which was the source information from our July 2023 Annual Compliance Review.

<sup>24</sup> A.R.S. §41-1602(B).

<sup>25</sup> According to the Department, it defines major programs as those that are related to key areas of successful reentry and typically require credentialed staff and a standardized and evidence-based curriculum. For example, the Department enrolls inmates with identified substance abuse needs in the Moderate Treatment for Substance Abuse program taught by licensed substance abuse counselors with an evidence-based curricula using a cognitive behavioral therapy treatment approach. Conversely, the Department offers nonmajor programs that may be facilitated by volunteers, community partners, or inmates rather than certified staff; enrollment may be voluntary and done in an inmate's leisure time; and completion of these programs, along with other required criteria, do not make an inmate eligible for Drug Possession Release earned release credits.

prison unit). For this Annual Compliance Review, we reviewed Department data on major program enrollments, completions, and noncompletions.<sup>26</sup>

Department enrolled 16,760 inmates in at least 1 major program in fiscal year 2023, an increase from the previous fiscal year, with approximately 60 percent of enrollments resulting in completions

Approximately 60 percent of inmate enrollments in major programs ended in completions in fiscal year 2023—

During fiscal year 2023, there were 22,038 unique major program enrollments from 16,760 inmates across the Department’s major programs.<sup>27</sup> As shown in Table 2, these unique major program enrollments resulted in 13,255 major program completions, 7,815 noncompletions, and 968 inmates still participating in the major program.<sup>28</sup> Additionally, on average across all 3 major program categories, approximately 60 percent of inmate enrollments resulted in an inmate eventually completing their program. However, when inmates do not complete a major program, they may miss out on intended benefits.

**Table 2**  
**Department enrolled 16,760 inmates accounting for 22,038 total unique major program enrollments and 13,255 completions among 3 program categories (self-improvement, education, and treatment) during fiscal year 2023<sup>1</sup>**  
(Unaudited)

Title	Self-improvement		Education		Treatment		All major programs	
	Count	Percent	Count	Percent	Count	Percent	Count	Percent
Participating	6	0.1%	829	6.7%	133	5.5%	968	4.4%
Completions	5,556	77.5%	6,078	48.9%	1,621	66.5%	13,255	60.1%
Non-completions	1,604	22.4%	5,526	44.4%	685	28.1%	7,815	35.5%
Total unique enrollments	7,166	32.5%	12,433	56.4%	2,439	11.1%	22,038	100%

<sup>1</sup> After removing duplicates and other errors from the data, this table presents the count of total unique major program enrollments by inmates into 1 or more of 3 program categories in fiscal year 2023. This table excludes re-enrollment attempts, counting only whether an inmate either eventually completed the program or did not complete the program after 1 or multiple attempts or were still participating as of November 30, 2023, for fiscal year 2023.

Source: Auditor General staff review of Department-provided data related to major self-improvement, education, and treatment programs for fiscal year 2023 enrollments, and participation and completion status as of November 30, 2023.

<sup>26</sup> In addition to reporting on enrollment data for major programs, our July 2023 Annual Compliance Review also reported data for some nonmajor programs, including conflict resolution, cultural diversity, money management, interactive journaling, and parenting. We determined to focus only on major programs for this Annual Compliance Review because they are programs the Department identifies as addressing key areas for successful inmate reentry. Any comparisons to fiscal year 2022 throughout this report utilized only fiscal year 2022 major program data.

<sup>27</sup> The term “unique major program enrollments” is used to describe the total count of unique major program enrollments inmates completed, did not complete, or were still participating in as of November 30, 2023. This ensures that re-enrollments for the same major program are not counted multiple times.

<sup>28</sup> 1,960 of the 13,255 total completions were the result of a re-enrollment.

**Department increased unique major program enrollments by nearly 22 percent from fiscal year 2022**—Our review of major program enrollment data found that the Department increased the number of unique major program enrollments by nearly 22 percent from fiscal year 2022 to fiscal year 2023. Additionally, when comparing the percentage of major program enrollments that ended in still participating, completion, or noncompletion for fiscal years 2022 and 2023, the Department increased the number of total completions by 5.8 percent from fiscal year 2022 to fiscal year 2023 (see Table 3 for a comparison of major program enrollments, participations, and completions).<sup>29</sup>

**Table 3**  
**Department increased unique major program enrollments and completions and decreased noncompletions in fiscal year 2023 as compared to fiscal year 2022<sup>1</sup>**  
(Unaudited)

Measure	Participating		Completions		Noncompletions		Total unique enrollments
	Count	Percent	Count	Percent	Count	Percent	
FY 2023	968	4.4%	13,255	60.1%	7,815	35.5%	22,038
FY 2022 <sup>2</sup>	868	4.8%	9,843	54.3%	7,417	40.9%	18,128
Absolute change (FY 2023 - FY 2022) <sup>3</sup>	100	-0.4%	3,412	5.8% <sup>4</sup>	398	-5.4% <sup>4</sup>	3,910
Percent change (FY 2023 - FY 2022)							21.6%

<sup>1</sup> After removing duplicates and other errors from the data, this table presents the status of unique major program enrollments, only counting whether an inmate either completed a program or did not complete a program after 1 or multiple attempts, or were still participating as of November 30, 2023, for fiscal year 2023, and as of November 30, 2022, for fiscal year 2022.

<sup>2</sup> This table includes only major program data for fiscal year 2022, which is not comparable with the data we reported in our July 2023 Annual Compliance Review (see footnote 26, page 20, for more information).

<sup>3</sup> We included absolute change of enrollments, participations, completions, and noncompletions between fiscal years 2022 and 2023 to accurately reflect changes across different enrollment totals. In addition, percent change is included to show the change in unique major program enrollments between the 2 years.

<sup>4</sup> We found an improvement for completions, indicated by a positive absolute change, and we found an improvement for noncompletions, indicated by a negative absolute change from fiscal year 2022 to fiscal year 2023.

Source: Auditor General staff review of Department-provided data related to major self-improvement, education, and treatment programs for fiscal year 2023 and fiscal year 2022 enrollments, and participation and completion status as of November 30, 2023 and November 30, 2022, respectively.

<sup>29</sup> Our July 2023 Annual Compliance Review found that nearly 21,000 inmates accounted for a total of approximately 33,500 unique program enrollments across all major and nonmajor programs within these 3 key program categories during fiscal year 2022. Excluding nonmajor programs in fiscal year 2022, the data consisted of 14,266 inmates that accounted for a total of 18,128 unique major program enrollments.



## Department decreased noncompletions from fiscal year 2022 to 2023, but many enrolled inmates still did not complete their major program due to inmate transfers, administrative discharge, and program cancellation

Building upon our review of the Department's efforts to provide programming to inmates from our September 2021 performance audit and July 2023 Annual Compliance Review, we reviewed the reasons for major program noncompletions for fiscal years 2022 and 2023 (see textbox on page 23 for information on our previous work related to noncompletions).<sup>30</sup> Similar to the findings from our previous reports, our review of the specific reasons for each noncompletion as documented by the Department for all major program enrollments identified inmate transfers and administrative discharges as the primary reasons for major program noncompletions. We also identified a third primary reason that led to major program noncompletions—program cancellations. Specifically:

- **Inmates were transferred to a different prison unit while enrolled in a major program and, therefore, could not complete it**—As shown in Figure 3 (see page 23), 14.1 percent of all major program enrollments and re-enrollments in fiscal years 2022 and 2023 ended in a noncompletion because of inmate transfers. Inmates may be transferred to a different unit for several reasons, such as changes to an inmate's custody level or an inmate's request for protective custody.<sup>31</sup> According to Department staff, the Department prioritizes transfers necessary for inmate safety/security over program completion. However, when inmates are transferred to a different unit, their participation in programs at their former unit ends, and the inmates must be re-enrolled in the program they did not complete at their new units (if and when the programs are available). Although the Department has developed and implemented a process for approving transfers of inmates enrolled in major programs in July 2021 and codified this process in its Department Orders in September 2022, it has not yet assessed this process' impact on program noncompletions (see Appendix B, page b-4, Recommendation 4, for more information on the status of this recommendation).
- **Inmates were administratively discharged from a program**—As shown in Figure 3, 16.2 percent of all major program enrollments and re-enrollments in fiscal years 2022 and 2023 ended in a noncompletion because of administrative discharges. Department staff reported that inmates can be administratively discharged from a program for various reasons, such as for medical and mental health issues, court obligations, or English-language barriers, resulting in an inmate not completing the program.
- **Program staff canceled some program groups**—As shown in Figure 3, 11 percent of all major program enrollments and re-enrollments in fiscal years 2022 and 2023 ended in a noncompletion because of program group cancellations. According to the Department, program staff may cancel groups for several reasons such as program staff illness or resignation, or limited programming space that is needed for higher-priority programs that are legally required. For example, the functional literacy program is a higher priority because most inmates are required to enroll in functional literacy.

Our 30-month follow-up review of the recommendations from our September 2021 performance audit found that the Department was still in the process of implementing various recommendations to track and research reasons for noncompletions of the 4 specific self-improvement or treatment programs we reviewed. As part of the 2024 Annual Compliance Review, we are expanding our previous recommendations to include all major programs, and therefore, some are reflected as no longer applicable (see Appendix B, pages b-3 through b-5, Recommendations 3, 4, and 7, for more information on the status of these recommendations).

<sup>30</sup> To better account for the potential causes of noncompletions, we compiled and reviewed data on noncompletions for all major program enrollments, including noncompletions relating to inmate re-enrollments in the same major program in fiscal years 2022 and 2023. In total, we reviewed 49,263 major program enrollments and re-enrollments, including 22,448 for fiscal year 2022 and 26,815 for fiscal year 2023.

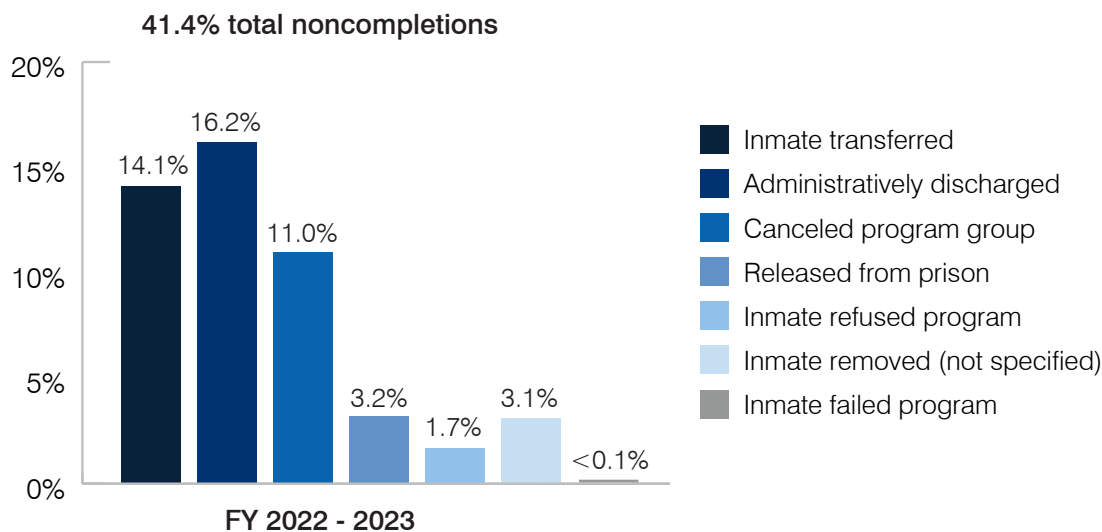
<sup>31</sup> An inmate's custody level may decrease if the inmate's behavior indicates that he/she can function in a less secure environment, or it may increase if the inmate's behavior or new information indicates increased security measures are appropriate to ensure the safety of the public, staff, and/or other inmates.

**Arizona Department of Corrections, Rehabilitation and Reentry—September 2021 Review of Specific Self-Improvement or Treatment Programs (Report 21-118)**—In calendar years 2017 through 2020, the Department had a 39.7 percent noncompletion rate in 4 specific self-improvement or treatment programs: cognitive restructuring, moderate substance abuse treatment, intensive substance abuse treatment, and driving-under-the-influence (DUI) treatment. These noncompletions occurred largely because of 2 reasons: inmate transfer or administrative discharge, for reasons such as medical or mental health issues or court obligations. We made 6 recommendations to the Department to help reduce program noncompletions in these 4 programs and to use its enrollment data to monitor program noncompletions, research the causes for noncompletions, and use that information to make changes, as needed (see Appendix B, pages b-3 through b-5, Recommendations 2 through 7, for more information on the status of these recommendations).

**Arizona Department of Corrections, Rehabilitation and Reentry—July 2023 Annual Compliance Review of Specific Statutory and Policy Requirements (Report 23-103)**—Our review of fiscal year 2022 enrollment data for all self-improvement, treatment, and education programs the Department offered found a 38.6 percent noncompletion rate. Additionally, we reported the total number of noncompletions for individual programs. We did not reassess the specific reasons for these noncompletions but referenced the findings and recommendations from our September 2021 performance audit.

Source: Auditor General staff review of prior audit reports—our September 2021 performance audit (Report 21-118) and our July 2023 Annual Compliance Review (Report 23-103).

**Figure 3**  
**Inmate transfers, administrative discharges, and canceled program groups accounted for the majority of noncompletions among all major program enrollments and re-enrollments for fiscal years 2022 and 2023<sup>1</sup>**  
(Unaudited)



<sup>1</sup> The percentages presented in this figure are not comparable to the September 2021 performance audit findings, which included only 4 major programs, nor are they comparable to the noncompletion percentage included in Tables 2 and 3 (see pages 20 and 21). These tables only include unique major program enrollments and do not include noncompletions if the inmate was re-enrolled in and eventually completed the major program.

Source: Auditor General staff review of Department-provided data related to self-improvement, education, and treatment program fiscal year 2023 and fiscal year 2022 enrollments, and participation and completion status as of November 30, 2023, and November 30, 2022, respectively.



## Department continues to have errors and unexpected values in its programming data, some of which could result in inmates becoming inappropriately eligible for early release; its efforts to address these errors and unexpected values began in June 2023

During our review of fiscal year 2023 program enrollment data, we continued to identify the same unexpected values as reported in our September 2021 performance audit and July 2023 Annual Compliance Review, and as a result, needed to exclude some major program enrollments from our analysis.<sup>32</sup> Specifically, we found unexpectedly short and lengthy completion time frames and concluded that although some time frames for some inmates were justified, other time frames could not be explained by the Department.<sup>33</sup> We also found additional unexpected values not previously identified, including cases where inmates were enrolled in and completed a program but then were re-enrolled in the same program and did not complete the re-enrollment. Therefore, and similar to the analysis presented in our July 2023 Annual Compliance Review, we did not include approximately 2,000 major program enrollments, or approximately 7 percent of the total major program enrollments, in our reported totals because we were unable to determine their completion/noncompletion status.<sup>34</sup>

As indicated in our September 2021 performance audit, the Department's monitoring of the accuracy of program data is important because completing a major program, such as moderate substance abuse treatment, is a requirement for inmates to be eligible for drug possession release. Thus, inmates who receive credit for completing a major program but do not actually complete it may be inappropriately deemed eligible and subsequently released from prison early based on incorrect information.

Consistent with our September 2021 performance audit and July 2023 Annual Compliance Review recommendations, the Department reported it started reviewing and remedying unexpected values in June 2023 (see Appendix B, page b-5, Recommendation 8, for more information on the status of these recommendations). However, because these efforts began at the end of fiscal year 2023, any improvements resulting from these efforts would likely not be reflected in the fiscal year 2023 major program enrollment data we reviewed, so we will continue to assess the Department's efforts to address unexpected values as part of our next annual compliance review in 2025.

Our previous recommendations for the Department to review its program enrollment, participation, and completion data for unexpected values in time frames and dates and identification of duplications and their causes could help improve the Department's data accuracy for evaluation and reporting purposes. Further, the Department could use what it learns through internal data reviews to determine if program staff need further guidance on how to document program enrollments and completions or if system updates need to be considered to help prevent errors.

---

<sup>32</sup> See Arizona Auditor General reports 21-118 and 23-103.

<sup>33</sup> In addition to the unexpected time frames, our review of fiscal year 2023 program enrollment data found other unexpected values similar to what we found in our July 2023 Annual Compliance Review, such as illogical dates and duplicate enrollments for various self-improvement, education, and treatment programs.

<sup>34</sup> The Department reported approximately 29,000 major program enrollments in fiscal year 2023, and our review found unexpected values for approximately 7,000 enrollments, or approximately 24 percent. Through our own review and consultation with the Department, we were able to determine the completion/noncompletion status of approximately 5,000 major program enrollments with unexpected values and included these enrollments in our analysis of enrollments and participation or completion status. However we were unable to include approximately 2,000 enrollments, or approximately 7 percent of the total major program enrollments, in our analysis because either they appeared to be errors and/or the Department was unable to explain the unexpected values. This resulted in 26,815 major program enrollments that we included in our analysis, which includes the 22,038 unique major program enrollments and 4,777 re-enrollments in fiscal year 2023 we discuss in footnotes 30 and 40 (see pages 22 and a-1).

## Recommendations

The Department should:

5. In conjunction with Recommendation 4 from our September 2021 performance audit, continue to implement its process for approving transfers of inmates enrolled in major programs, assess whether this process helps to reduce program noncompletions due to inmate transfers, and make further changes to the process to reduce noncompletions as needed.
6. In conjunction with Recommendations 3 and 7 from our September 2021 performance audit, continue to develop and implement documented processes for all major programs to use enrollment data to:
  - a. Monitor major program enrollments, completions, and noncompletions by prison/prison unit, both overall and by reason for noncompletion.
  - b. Research the causes for variation in major program noncompletions across prisons/prison units.
  - c. Use this information to make changes, as needed, to its major program enrollment policies, guidance, and/or trainings to help reduce noncompletions.<sup>35</sup>
7. In conjunction with Recommendation 8 from our September 2021 performance audit and Recommendations 7 and 8 from our July 2023 Annual Compliance Review, continue to develop and implement a process to review enrollment, participation, and completion data for all major programs to:
  - a. Monitor all major programs data for unexpected values in time frames and dates, as well as identify duplications and make corrections accordingly.
  - b. Research the causes for these unexpected values and other identified unexpected values.
  - c. Use this information to make changes, as needed, to its major program enrollment policies, guidance, and/or trainings, or identify and implement system updates that are needed to prevent errors.

**Department response:** As outlined in its [response](#), the Department agrees with the finding and will implement the recommendations.

---

<sup>35</sup> These previous recommendations focused on the 4 programs we reviewed in our September 2021 performance audit (cognitive restructuring, moderate substance abuse treatment, intensive substance abuse treatment, and driving-under-the-influence [DUI] treatment). We are expanding this recommendation to encompass all major programs, not just 4 of the major programs because of the systemic deficiencies we found.



## Department has taken steps to address some reporting issues identified in our July 2023 Annual Compliance Review but has not fully complied with all statutory requirements for the earned release credit program report, transition program reports, and drug and alcohol treatment programs report

**Statutory requirement:** Review the Department's compliance with earned release credit program reporting requirements pursuant to A.R.S. §41-1604.07; transition program reporting requirements pursuant to A.R.S. §§31-281 and 31-285; drug and alcohol treatment programs reporting requirements pursuant to A.R.S. §41-1604.14; and its own policies regarding industry recommended reporting guidelines.<sup>1</sup>

**Prior-year conclusion:** Our July 2023 Annual Compliance Review found the Department was unaware of and/or had not fully complied with statutory reporting requirements related to earned release credit programs, the transition program, and its drug and alcohol treatment programs. We made 4 recommendations to the Department related to these issues, and it was in the process of implementing 3 of these recommendations and the fourth recommendation was no longer applicable as of April 2024 (see Appendix D, pages d-1 through d-5, Recommendations 2, 3, 5, and 10, for more information on the status of these recommendations). Additionally, the Department reported that it was not aware of, nor did we identify, any specific industry-recommended reporting guidelines; however, the Department did see value in developing Department Orders related to external reporting and began developing them. We recommended that the Department continue its efforts to develop Department Orders related to reporting guidelines, and it was in the process of implementing this recommendation as of April 2024 (see Appendix D, page d-4, Recommendation 9, for more information).

**2024 conclusion:** In fiscal year 2023, the Department's earned release credit program reports partially complied with statutory requirements; its transition program reports complied with statutory requirements but were not distributed within statutory time frames; and its drug and alcohol treatment programming report complied with all but 1 statutory requirement. Further, the Department has developed a process for reviewing and publishing various reports, such as statutorily required reports, and has begun developing a procedure related to external reporting guidelines. We did identify any new issues in these areas and will continue to follow up with the Department on its efforts to implement the recommendations from our July 2023 Annual Compliance Review.

<sup>1</sup> Our July 2023 Annual Compliance Review reported on the Department's compliance with these statutory reporting requirements within multiple report chapters.

## Department developed and began publishing a statutorily required report for the earned release credit program, but the report does not include some required information

A.R.S. §41-1604.07 requires the Department to report quarterly and annually on earned release credit program and other related information, including data related to drug possession earned release credits and the transition program. For example, the Department is required to annually report on the recidivism rate of inmates released pursuant to the drug possession release program, and quarterly report on more than 20 different items, including the number of inmates who received earned release credits for each month of the quarter, and the most serious crime committed by each inmate who received substance abuse treatment during the first half of the inmate's total sentence. Our previous July 2023 Annual Compliance Review found that the Department was unaware of and had not complied with these requirements. At the beginning of 2024, during our review, the Department published a fiscal year 2023 report to its website. However, the report did not include information related to 5 statutory requirements for quarterly providing information on the most serious crimes for which inmates are serving their sentences. The Department reported that it has developed and began implementing processes for obtaining and quarterly reporting on those remaining requirements for its fiscal year 2024 reports. Because our July 2023 Annual Compliance Review included a recommendation that the Department develop a process to compile and report the required information and the Department is in the process of implementing that recommendation, we did not make any new recommendations in this report (see Appendix D, page d-2, Recommendation 2, for more information on the status of this recommendation).<sup>36</sup>

## Department's fiscal year 2023 transition program reports complied with statutory requirements but were not distributed within statutory time frames

A.R.S. §31-281(D) requires the Department to submit an annual report on or before July 31 to the Governor, Legislature, and Secretary of State that includes information such as the number of inmates who received transition program services and their recidivism rate. In addition, A.R.S. §31-285(B) requires the Department to submit an annual report on or before September 30 on cost reductions to the Department resulting from inmates' early release to the transition program and the number of participants who did not receive an early release under the transition program. Our July 2023 Annual Compliance Review found that the Department previously produced a single annual report related to these 2 statutory requirements but that its fiscal year 2022 report did not include information for 2 of 7 reporting requirements.

For fiscal year 2023, the Department produced 2 separate annual reports to meet the 2 statutory reporting requirements, and these 2 reports included all statutorily required information. However, it issued the reports 78 days and 62 days after their respective due dates. The Department attributed the untimely distribution of these 2 reports to multiple staffing and division restructuring changes. The Department reported that it has since created a central repository of statutorily required reports and external reporting procedures to help ensure it meets reporting deadlines. Because our July 2023 Annual Compliance Review included a recommendation that the Department comply with all reporting requirements for the transition program, and the Department is in the process of implementing this recommendation, we did not make any new recommendations in this report (see Appendix D, page d-3, Recommendation 5, for more information on the status of this recommendation).

---

<sup>36</sup> Our July 2023 Annual Compliance Review also included a recommendation that if the Department deems some requirements are not feasible, it work with the Legislature to develop reporting requirements that are feasible and determine to whom the information should be reported. However, this recommendation is no longer applicable because the Department determined it will develop and produce reports including information related to all requirements outlined in A.R.S. §41-1604.07(P) and will publish the report on its website, which is accessible to the public (see Appendix D, page d-2, Recommendation 3, for more information on the status of this recommendation).

## Department's fiscal year 2023 drug and alcohol treatment programs report complied with all but 1 statutory requirement, an improvement from its fiscal year 2022 report

Statute requires the Department to annually report on or before December 1, specific information to the Legislature, the Governor, and the Secretary of State regarding its drug and alcohol treatment programs provided to inmates in prison and offenders on community supervision.<sup>37</sup> As illustrated in Table 4 (see page 29), the Department's fiscal year 2023 report complied with 9 of 10 requirements, and partially complied with the remaining 1 requirement. The Department's compliance with these requirements represents a substantial improvement from the Department's fiscal year 2022 report, which did not comply with 4 statutory requirements and included incorrect information. However, although the fiscal year 2023 report included some cost information, specifically the cost per treatment hour for each program, it did not include the total cost per offender for each program, as required by statute. Without more comprehensive information on the cost per offender for each of the Department's drug and alcohol treatment programs, stakeholders may not be able to make informed decisions regarding the sufficiency of funding being provided for the Department's drug and alcohol treatment programs. Because our July 2023 Annual Compliance Review included a recommendation that the Department ensure that its annual drug and alcohol treatment program report complies with statutory requirements, and the Department is in the process of implementing this recommendation, we did not make any new recommendations in this report (see Appendix D, pages d-4 and d-5, Recommendation 10, for more information on the status of this recommendation).

## Department is developing Department Orders and processes related to reporting guidelines





















In our July 2023 Annual Compliance Review, the Department reported that it was not aware of, nor did we identify, any specific industry-recommended reporting guidelines. However, the Department indicated that it saw potential value in and began developing Department Orders regarding external reporting guidelines, and we recommended that it continue to do so. As of January 2024, the Department has developed a process for reviewing and publishing various reports, such as statutorily required reports, reports to the Governor, and other stakeholder reports. Specifically, the Department developed a list of its external reports that are due monthly and discusses the status of these reports during executive meetings twice a month. Further, the Department has begun developing a procedure related to external reporting guidelines, including steps for division representatives and subject matter experts to review the reports for accuracy and for distributing the reports. According to the Department, it plans to incorporate this procedure into an existing Department Order but does not have a current estimated completion date. Because our July 2023 Annual Compliance Review included a recommendation that the Department should continue its efforts to develop and then implement Department Orders related to reporting guidelines, and the Department is in the process of implementing that recommendation, we did not make any new recommendations in this area (see Appendix D, page d-4, Recommendation 9, for more information on the status of this recommendation).


---

<sup>37</sup> A.R.S. §41-1604.14.

**Table 4**

Department's compliance status with drug and alcohol treatment programs reporting requirements for fiscal year 2022 report compared to the fiscal year 2023 report<sup>1</sup>

Compliance status fiscal year 2022	Compliance status fiscal year 2023	Requirement (from statute)
	 <sup>2</sup>	The cost per offender for each drug and alcohol treatment program.
		The number of offenders who received services over the previous 12 months.
		A comparison of the drug or alcohol treatment programs offered to offenders in a Department facility, a contracted private prison, or on community supervision or parole.
		Report due on or before December 1 of each year.
		A description of each drug and alcohol treatment program.
		The number of offenders currently receiving services from a drug and alcohol treatment program.
		A list of all drug or alcohol treatment programs available to offenders who are under the Department's jurisdiction in prison or on community supervision.
		The source of monies used for each drug and alcohol treatment program.
		The name of the program provider for each drug or alcohol treatment program.
		Report submitted to the following 4 positions: <ul style="list-style-type: none"> <li>• Governor</li> <li>• President of the Senate</li> <li>• Speaker of the House of Representatives</li> <li>• Secretary of State</li> </ul>

 Noncompliant

 Partially compliant

 Compliant

<sup>1</sup> For the requirements marked as compliant, we assessed whether the Department included the necessary information in the report, not the accuracy of the information. The Department provided a copy of its email to demonstrate the 2023 report was sent to the appropriate officials.

<sup>2</sup> The Department's fiscal year 2023 report included information on "cost per treatment hour." Additional information is needed to reflect the total cost per offender, such as an average cost per offender or range of costs for offenders.

Source: Auditor General staff review of Department's compliance with its fiscal year 2022 "Drug and Alcohol Treatment Programs Annual Report" and the Department-provided fiscal year 2023 "Drug and Alcohol Treatment Programs Annual Report" and A.R.S. §41-1604.14.



# SUMMARY OF RECOMMENDATIONS

## Auditor General makes 7 recommendations to the Department

The Department should:

1. In conjunction with recommendation 1b from our September 2021 performance audit and sunset review, continue to monitor, identify, and address delays in processes that are within the Department's control that delay inmate transition program releases. These efforts should include addressing:
  - a. Untimely inmate classification.
  - b. Delays in obtaining signed transition program agreements.
  - c. Untimely transition program approval.
  - d. Delays in approving post-release placement (see Chapter 2, pages 8 through 14, for more information).
2. Send victims of inmates who are scheduled to be released early to the transition program a notification of the planned early release at least 20 days prior to the inmate's scheduled release pursuant to A.R.S. §31-281(B)(4) (see Chapter 3, pages 15 through 17, for more information).
3. Revise Department Order 1002 to release inmates early to the transition program only after a victim that has requested notification is provided notice and a 20-day opportunity to be heard and potentially object to the release pursuant to A.R.S. §31-281(B)(4) (see Chapter 3, pages 15 through 17, for more information).
4. Update its post-conviction notice letter to inform victims of the 20-day time frame to object to an inmate's early release to the transition program after receiving the Department's final release notification (see Chapter 3, pages 15 through 17, for more information).
5. In conjunction with Recommendation 4 from our September 2021 performance audit, continue to implement its process for approving transfers of inmates enrolled in major programs, assess whether this process helps to reduce program noncompletions due to inmate transfers, and make further changes to the process to reduce noncompletions as needed (see Chapter 4, pages 18 through 25, for more information).
6. In conjunction with Recommendations 3 and 7 from our September 2021 performance audit, continue to develop and implement documented processes for all major programs to use enrollment data to:
  - a. Monitor major program enrollments, completions, and noncompletions by prison/prison unit, both overall and by reason for noncompletion.
  - b. Research the causes for variation in major program noncompletions across prisons/prison units.
  - c. Use this information to make changes, as needed, to its major program enrollment policies, guidance, and/or trainings to help reduce noncompletions (see Chapter 4, pages 18 through 25, for more information).

7. In conjunction with Recommendation 8 from our September 2021 performance audit and Recommendations 7 and 8 from our July 2023 Annual Compliance Review, continue to develop and implement a process to review enrollment, participation, and completion data for all major programs to:
  - a. Monitor all major programs data for unexpected values in time frames and dates, as well as identify duplications and make corrections accordingly.
  - b. Research the causes for these unexpected values and other identified unexpected values.
  - c. Use this information to make changes, as needed, to its major program enrollment policies, guidance, and/or trainings, or identify and implement system updates that are needed to prevent errors (see Chapter 4, pages 18 through 25, for more information).





## Program descriptions and inmate enrollment, completions, and noncompletions of major self-improvement, education, and treatment programs by prison and unit

This appendix includes 15 major program descriptions with tables that provide information on enrollments, completions, and noncompletions by prison and unit the Department provided in fiscal year 2023.<sup>38,39</sup> The tables in this appendix present the total number of enrollments, completions, and noncompletions for each major program or group of programs and thus are not comparable to Table 2 (see page 20), which presents a unique count of inmates who enrolled in the major programs.<sup>40</sup> Further, although the enrollment numbers in these tables include inmates who were participating in a major program at the time we obtained the Department's enrollment data, we do not separately include counts for the inmates that were participating in a major program as of November 30, 2023.<sup>41</sup> Therefore, for several programs, reported completions and noncompletions will not equal the total enrollment count. Additionally, in fiscal year 2023, various prisons and/or units, including both private and State prisons and units, did not provide some major programs and as such, enrollment, completion, and noncompletion data is not included in the tables for these prisons or units. Finally, the tables include the total counts of major program enrollments, completions, and noncompletions for fiscal year 2022 and the absolute change between fiscal years 2022 and 2023.<sup>42</sup>

### Table of contents

Major program category	Page
<b>Self-improvement programs</b>	
Changing Offender Behavior	a-3
Fire crew training certification	a-6
Go Further	a-7
Impact on Crime Victims	a-8

<sup>38</sup> Tables 5 through 20 in this appendix encompass more than 15 programs. Specifically, the career technical education table provides information on multiple programs within those categories. Further, although our July 2023 Annual Compliance Review included 21 tables, this report includes 16 tables because we are presenting only information for major programs (see Chapter 4, page 20, footnote 26, for additional information). Finally, the tables only include those prisons and units that had enrollments for the indicated major program in fiscal year 2023.

<sup>39</sup> The Department reported 20 prison units were limited in their availability to offer programs during fiscal year 2023 for 1 or more reasons, including units being closed, limited staff or space resources, and not enough inmates to form a program group. Further, based on information provided by the Department and our review of the programming data, we identified the following prisons/units did not offer a major program, and we did not include these in the tables within this appendix: Douglas prison, Papago unit; Florence prison, Central, East, and South units; Perryville prison, San Pedro and Santa Maria units; Phoenix prison, Baker, George, Ida, John and King units.

<sup>40</sup> An inmate can be re-enrolled in a program when the inmate does not complete the program during a specific enrollment. We identified 4,777 instances of an inmate being enrolled in the same major program more than once.

<sup>41</sup> As shown in Table 2 on page 20, there were 968 enrollments where an inmate was attending major program sessions as of November 30, 2023.

<sup>42</sup> We included absolute change of enrollments, completions, and noncompletions between fiscal years 2022 and 2023 to accurately reflect changes across different enrollment totals.

Major program category	Page
<b>Education programs</b>	
Functional Literacy	a-9
General Education Development (GED)	a-13
High School Diploma	a-17
Postsecondary degrees	a-20
Career Technical Education (CTE)	a-23
<b>Treatment programs</b>	
Driving Under the Influence (DUI) Treatment	a-31
Moderate Treatment for Substance Abuse	a-33
Intensive Treatment for Substance Abuse	a-36
Residential Substance Abuse Treatment (RSAT)	a-37
Sex Offender Education and Treatment—Year 1	a-38
Sex Offender Education and Treatment—Year 2	a-40
At-a-glance view of major program offerings by prison and unit	a-41

# Self-improvement

## Changing Offender Behavior

Changing Offender Behavior is an evidence-based program taught by certified correctional officers that uses cognitive restructuring to address inmates' procriminal behaviors.<sup>43</sup> Cognitive restructuring is a self-improvement technique that teaches inmates how to examine and challenge their thought patterns and beliefs that lead them to act in antisocial ways. The Department recommends this program for all inmates before their release from prison. This major program consists of 20 sessions, which the Department reports should take between 10 to 12 weeks.

**Table 5**

**Total inmate Changing Offender Behavior program enrollments, completions, and noncompletions by prison and unit for fiscal year 2023 and comparison of fiscal year 2023 to fiscal year 2022 totals**

(Unaudited)

Prison	Unit	Total enrollments	Completions		Non-completions	
Private prisons						
CACF	Florence	260	249	96%	11	4%
Florence West	Florence West	89	76	85%	13	15%
Kingman	Cerbat	387	306	79%	81	21%
	Huachuca	185	158	85%	27	15%
	Total Kingman	572	464	81%	108	19%
La Palma	La Palma	16	2	13%	14	88%
Marana	Marana	16	10	63%	6	38%
Phoenix West	Phoenix West	65	57	88%	8	12%
Red Rock	Red Rock	11	10	91%	1	9%
Total private prisons		1,029	868	84%	161	16%
State prisons						
Douglas	Eggers	81	46	57%	35	43%
	Gila	202	150	74%	52	26%
	Mohave	224	123	55%	101	45%
	Total Douglas	507	319	63%	188	37%

<sup>43</sup> The Department uses correctional officer IIIs to teach applicable programming, but not all of them are certified to teach Changing Offender Behavior. Throughout this appendix, correctional officer means correctional officer III.

**Table 5 continued**

Prison	Unit	Total enrollments	Completions		Non-completions	
Eyman	Browning	376	106	28%	270	72%
	Cook	164	147	90%	17	10%
	Meadows	551	344	62%	207	38%
	Rynning	167	74	44%	93	56%
	SMU-1	5	2	40%	3	60%
	South	218	191	88%	27	12%
	Total Eyman	1,481	864	58%	617	42%
Florence	Globe	26	0	0%	26	100%
Lewis	Barchey	200	93	47%	107	54%
	Buckley	33	22	67%	11	33%
	Morey	212	110	52%	102	48%
	Rast	180	68	38%	112	62%
	Stiner	74	37	50%	37	50%
	Bachman and Sunrise	-	-	-	-	-
	Total Lewis	699	330	47%	369	53%
Perryville	Lumley	113	78	69%	29	26%
	Piestewa	79	55	70%	24	30%
	San Carlos	293	137	47%	156	53%
	Santa Cruz	122	80	66%	42	34%
	Santa Rosa	102	92	90%	10	10%
	Total Perryville	709	442	62%	261	37%
Phoenix	Alhambra	7	7	100%	0	0%
	Aspen and Flamenco	-	-	-	-	-
	Total Phoenix	7	7	100%	0	0%
Safford	Fort Grant	123	83	67%	40	33%
	Globe	60	54	90%	6	10%
	Graham	181	123	68%	58	32%

**Table 5 continued**

Prison	Unit	Total enrollments	Completions		Non-completions	
Tucson	Tonto	59	55	93%	4	7%
	Total Safford	423	315	74%	108	26%
	Catalina	89	70	79%	19	21%
	Cimarron	55	0	0%	55	100%
	Rincon	61	33	54%	28	46%
	Santa Rita	236	128	54%	108	46%
	Whetstone	272	171	63%	101	37%
	Winchester	49	41	84%	8	16%
	Manzanita	-	-	-	-	-
	Total Tucson	762	443	58%	319	42%
Winslow	Apache	49	33	67%	16	33%
	Coronado	114	54	47%	60	53%
	Kaibab	297	170	57%	127	43%
	Total Winslow	460	257	56%	203	44%
Yuma	Cheyenne	527	362	69%	165	31%
	Cibola	522	405	78%	117	22%
	Dakota	541	362	67%	179	33%
	La Paz	506	400	79%	106	21%
	Total Yuma	2,096	1,529	73%	567	27%
Total State prisons		7,170	4,506	63%	2,658	37%
Total prisons (2023)		8,199	5,374	66%	2,819	34%

Prison totals	Total enrollments	Completions		Non-completions	
Fiscal year 2023	8,199	5,374	66%	2,819	34%
Fiscal year 2022 <sup>1</sup>	5,204	3,542	68%	1,662	32%
Total change	2,995	1,832	(2%)	1,157	2%

# Self-improvement

## Fire crew training certification

The Department facilitates a fire crew training certification program that allows inmates to learn wildland fire management through the Arizona Department of Forestry and Fire Management. Inmates are able to participate in this certification program while working on a wildland fire crew. This major program consists of a firefighter training course as well as an introduction to wildland fire behavior course.

**Table 6**

**Total inmate fire crew training certification program enrollments, completions, and noncompletions by prison and unit for fiscal year 2023 and comparison of fiscal year 2023 to fiscal year 2022 totals**

(Unaudited)

Prison	Unit	Total enrollments	Completions		Non-completions	
Private prisons						
State prisons						
Douglas	Eggers	2	2	100%	0	0%
Safford	Globe	1	1	100%	0	0%
Winslow	Coronado	14	0	0%	14	100%
Total State prisons		17	3	18%	14	82%
Total prisons (2023)		17	3	18%	14	82%

Prison totals	Total enrollments	Completions		Non-completions	
Fiscal year 2023	17	3	18%	14	82%
Fiscal year 2022 <sup>1</sup>	-	48	-	-	-
Total change	-	(45)	-	-	-

<sup>1</sup> As reported in Table 16 of our July 2023 Annual Compliance Report, the Department only tracked completions and did not track enrollments, participation, or noncompletions for fiscal year 2022.

# Self-improvement

## Go Further

Go Further is a major program offered at the Red Rock Correctional Center and La Palma Correctional Center that aims to address potential barriers to reentry such as educational needs, substance use disorders, and life skills needs. This major program meets twice a week for 1.5 hours per session and is 19 weeks long.

**Table 7**

**Total inmate Go Further program enrollments, completions, and noncompletions by prison and unit for fiscal year 2023 and comparison of fiscal year 2023 to fiscal year 2022 totals**  
(Unaudited)

Prison	Unit	Total enrollments	Completions		Non-completions	
Private prisons						
La Palma	La Palma	56	15	27%	41	73%
Red Rock	Red Rock	69	43	62%	26	38%
Total private prisons		125	58	46%	67	54%
State prisons						
Total prisons (2023)		125	58	46%	67	54%

Prison totals	Total enrollments	Completions		Non-completions	
Fiscal year 2023	125	58	46%	67	54%
Fiscal year 2022 <sup>1</sup>	N/A	N/A	N/A	N/A	N/A
Total change	N/A	N/A	N/A	N/A	N/A

<sup>1</sup> This program was included in our July 2023 Annual Review programming information as part of the Reentry program table.

# Self-improvement

## Impact on Crime Victims

Impact on Crime Victims is a program taught by correctional officers and volunteers who are victims of crime to teach inmates the impact that their crimes have had on their victims. It is a combination of educational classes conducted by Department staff and presentations from crime victims. The Department recommends this program for inmates identified with relevant risks and needs in the priority ranking report (see Introduction, page 2, for more information). This major program consists of 10 sessions.

**Table 8**

**Total inmate Impact on Crime Victims program enrollments, completions, and noncompletions by prison and unit for fiscal year 2023 and comparison of fiscal year 2023 to fiscal year 2022 totals**

(Unaudited)

Prison	Unit	Total enrollments	Completions		Non-completions	
Private prisons						
CACF	-	-	-	-	-	-
Florence West	-	-	-	-	-	-
Kingman	Cerbat	15	11	73%	4	27%
	Huachuca	-	-	-	-	-
	Total Kingman	15	11	73%	4	27%
La Palma	La Palma	52	24	46%	28	54%
Marana	Marana	15	6	40%	9	60%
Phoenix West	-	-	-	-	-	-
Red Rock	Red Rock	114	80	70%	34	30%
Total private prisons		196	121	62%	75	38%
State prisons						
Total prisons (2023)		196	121	62%	75	38%
Prison totals		Total enrollments	Completions		Non-completions	
Fiscal year 2023		196	121	62%	75	38%
Fiscal year 2022		181	92	51%	89	49%
Total change		15	29	11%	(14)	(11%)



# Education

## Functional Literacy

Functional Literacy is a program taught by certified instructors to help inmates achieve an eighth-grade literacy standard in reading, writing, and mathematics. The Department is statutorily required to offer this program to inmates who do not meet the functional literacy standard based on academic assessments conducted upon admission to prison.<sup>44</sup> Assigned inmates must participate in the program until they achieve the mastery standard.

**Table 9**

**Total inmate Functional Literacy program enrollments, completions, and noncompletions by prison and unit for fiscal year 2023 and comparison of fiscal year 2023 to fiscal year 2022 totals**

(Unaudited)

Prison	Unit	Total enrollments	Completions			Non-completions	
Private prisons							
CACF	Florence	113	93	82%	18	16%	
Florence West	Florence West	92	74	80%	18	20%	
Kingman	Cerbat	409	236	58%	158	39%	
	Huachuca	198	125	63%	70	35%	
	Total Kingman	607	361	59%	228	38%	
La Palma	La Palma	195	62	32%	125	64%	
Marana	Marana	68	55	81%	13	19%	
Phoenix West	Phoenix West	23	23	100%	0	0%	
Red Rock	Red Rock	417	196	47%	209	50%	
Total private prisons		1,515	864	57%	611	40%	
State prisons							
Douglas	Eggers	26	14	54%	10	38%	
	Gila	47	30	64%	17	36%	
	Mohave	196	74	38%	122	62%	
	Total Douglas	269	118	44%	149	55%	

<sup>44</sup> A.R.S. §31-229.02 states that inmates cannot be released to community supervision unless they achieve functional literacy at an eighth-grade level or serve their full term of imprisonment, whichever occurs first. However, this does not apply to inmates eligible for Drug Possession Release per A.R.S. §41-1604.07(F)(5), who can be released without achieving functional literacy.

**Table 9 continued**

Prison	Unit	Total enrollments	Completions		Non-completions	
Eyman	Browning	4	0	0%	4	100%
	Cook	277	151	55%	119	43%
	Meadows	94	50	53%	40	43%
	Rynning	103	30	29%	69	67%
	SMU-1	27	17	63%	10	37%
	South	33	9	27%	24	73%
	Total Eyman	538	257	48%	266	49%
Florence	Globe	1	0	0%	1	100%
Lewis	Bachman	18	14	78%	4	22%
	Barchey	93	21	23%	72	77%
	Buckley	27	12	44%	15	56%
	Morey	98	32	33%	64	65%
	Rast	10	5	50%	5	50%
	Stiner	69	12	17%	57	83%
	Sunrise	18	12	67%	6	33%
	Total Lewis	333	108	32%	223	67%
Perryville	Lumley	164	32	20%	121	74%
	San Carlos	759	359	47%	338	45%
	Santa Cruz	267	102	38%	153	57%
	Santa Rosa	1	1	100%	0	0%
	Piestewa	-	-	-	-	-
	Total Perryville	1,191	494	41%	612	51%
Phoenix	Alhambra	4	4	100%	0	0%
	Aspen	47	7	15%	40	85%
	Flamenco	14	13	93%	1	7%
	Total Phoenix	65	24	37%	41	63%

**Table 9 continued**

Prison	Unit	Total enrollments	Completions		Non-completions	
Safford	Fort Grant	77	37	48%	33	43%
	Globe	30	23	77%	7	23%
	Graham	216	82	38%	126	58%
	Tonto	5	4	80%	1	20%
	Total Safford	328	146	45%	167	51%
Tucson	Catalina	56	16	29%	40	71%
	Cimarron	101	28	28%	72	71%
	Manzanita	47	36	77%	11	23%
	Rincon	62	7	11%	51	82%
	Santa Rita	142	43	30%	99	70%
	Whetstone	406	249	61%	152	37%
	Winchester	206	89	43%	117	57%
	Total Tucson	1,020	468	46%	542	53%
Winslow	Apache	50	34	68%	15	30%
	Coronado	9	2	22%	7	78%
	Kaibab	64	24	38%	28	44%
	Total Winslow	123	60	49%	50	41%
Yuma	Cheyenne	220	102	46%	98	45%
	Cibola	328	121	37%	185	56%
	Dakota	178	34	19%	129	72%
	La Paz	318	124	39%	180	57%
	Total Yuma	1,044	381	36%	592	57%
Total State prisons		4,912	2,056	42%	2,643	54%
Total prisons (2023)		6,427	2,920	45%	3,254	51%

**Table 9 continued**

Prison totals	Total enrollments	Completions		Non-completions	
Fiscal year 2023	6,427	2,920	45%	3,254	51%
Fiscal year 2022	5,204	2,166	42%	2,762	53%
Total change	1,223	754	3%	492	(2%)

# Education

## General Education Development (GED)

The GED program is taught by certified instructors to help inmates who have not received a high school diploma to prepare for a high school equivalency test. The Department is statutorily required to offer this program to inmates who are responsible for the support of a dependent child(ren) receiving public assistance.<sup>45</sup> Assigned inmates participate in the program until they successfully pass the high school equivalency test, but inmates are not prevented from being released to community supervision without a GED.

**Table 10**

**Total inmate GED program enrollments, completions, and noncompletions by prison and unit for fiscal year 2023 and comparison of fiscal year 2023 to fiscal year 2022 totals**

(Unaudited)

Prison	Unit	Total enrollments	Completions		Non-completions	
Private prisons						
CACF	Florence	92	19	21%	58	63%
Florence West	Florence West	83	21	25%	57	69%
Kingman	Cerbat	226	65	29%	146	65%
	Huachuca	168	69	41%	61	36%
	Total Kingman	394	134	34%	207	53%
La Palma	La Palma	332	21	6%	304	92%
Marana	Marana	88	53	60%	28	32%
Phoenix West	Phoenix West	74	13	18%	61	82%
Red Rock	Red Rock	162	25	15%	112	69%
Total private prisons		1,225	286	23%	827	68%
State prisons						
Douglas	Eggers	64	14	22%	38	59%
	Gila	50	18	36%	24	48%
	Mohave	165	19	12%	128	78%
	Total Douglas	279	51	18%	190	68%

<sup>45</sup> In accordance with A.R.S. §31-229.01(A), any eligible inmate who has been reported to the Department as a person responsible for the support of a dependent child(ren) receiving public assistance according to Title 46, Ch. 2, Article 5, and has not yet received a high school diploma shall participate in educational instruction to continue the inmate's basic education to the degree of passing a general equivalency diploma test or an equivalency test approved by the State Board of Education.

**Table 10 continued**

Prison	Unit	Total enrollments	Completions		Non-completions	
Eyman	Cook	176	33	19%	118	67%
	Meadows	92	20	22%	56	61%
	Rynning	118	12	10%	104	88%
	SMU-1	10	3	30%	7	70%
	South	105	9	9%	82	78%
	Browning	-	-	-	-	-
	Total Eyman	501	77	15%	367	73%
Florence		-	-	-	-	-
Lewis	Bachman	38	9	24%	29	76%
	Barchey	122	5	4%	117	96%
	Buckley	74	10	14%	60	81%
	Morey	43	1	2%	38	88%
	Rast	19	0	0%	19	100%
	Stiner	49	4	8%	45	92%
	Sunrise	6	3	50%	3	50%
	Total Lewis	351	32	9%	311	89%
Perryville	Lumley	93	6	6%	82	88%
	Piestewa	64	1	2%	63	98%
	Santa Cruz	79	13	16%	61	77%
	Santa Rosa	99	3	3%	96	97%
	San Carlos	-	-	-	-	-
	Total Perryville	335	23	7%	302	90%
Phoenix	Alhambra	3	3	100%	0	0%
	Aspen	44	3	7%	41	93%
	Flamenco	-	-	-	-	-
	Total Phoenix	47	6	13%	41	87%

**Table 10 continued**

Prison	Unit	Total enrollments	Completions		Non-completions	
Safford	Fort Grant	72	12	17%	54	75%
	Globe	62	9	15%	48	77%
	Graham	94	8	9%	75	80%
	Tonto	33	5	15%	14	42%
	Total Safford	261	34	13%	191	73%
Tucson	Catalina	46	10	22%	36	78%
	Cimarron	155	15	10%	131	85%
	Manzanita	64	14	22%	46	72%
	Rincon	124	6	5%	114	92%
	Santa Rita	102	7	7%	95	93%
	Whetstone	161	16	10%	127	79%
	Winchester	121	18	15%	100	83%
	Total Tucson	773	86	11%	649	84%
Winslow	Apache	92	7	8%	80	87%
	Coronado	19	1	5%	14	74%
	Kaibab	102	26	25%	61	60%
	Total Winslow	213	34	16%	155	73%
Yuma	Cheyenne	65	10	15%	48	74%
	Cibola	104	8	8%	89	86%
	Dakota	62	8	13%	50	81%
	La Paz	105	13	12%	85	81%
	Total Yuma	336	39	12%	272	81%
Total State prisons		3,096	382	12%	2,478	80%
Total prisons (2023)		4,321	668	15%	3,305	76%

**Table 10 continued**

Prison totals	Total enrollments	Completions		Non-completions	
Fiscal year 2023	4,321	668	15%	3,305	76%
Fiscal year 2022	4,672	508	11%	3,957	85%
Total change	(351)	160	4%	(652)	(9%)



# Education

## High School Diploma

The High School Diploma program is taught by certified academic teachers to provide inmates with high school programming for completion of all core curriculum coursework aligned to the Arizona College and Career Readiness Standards. The Department offers this program to inmates who have not received a high school equivalency certificate or diploma.<sup>46</sup>

**Table 11**

**Total inmate High School Diploma program enrollments, completions, and noncompletions by prison and unit for fiscal year 2023 and comparison of fiscal year 2023 to fiscal year 2022 totals**

(Unaudited)

Prison	Unit	Total enrollments	Completions		Non-completions	
Private prisons						
State prisons						
Douglas	Gila	1	0	0%	1	100%
	Mohave	11	3	27%	8	72%
	Eggers	-	-	-	-	-
	Total Douglas	12	3	25%	9	75%
Eyman	Browning	17	0	0%	17	100%
	Cook	6	1	17%	4	67%
	Meadows	13	0	0%	12	92%
	Rynning	12	2	17%	10	83%
	SMU-1	12	0	0%	12	100%
	South	4	1	25%	2	50%
	Total Eyman	64	4	6%	57	89%
Florence		-	-	-	-	-
Lewis	Bachman	6	0	0%	6	100%
	Barchey	11	1	9%	10	91%
	Buckley	9	1	11%	7	78%

<sup>46</sup> Pursuant to A.R.S. §15-1372(A), the Department is statutorily required to provide educational services to inmates under 18 (minors) or inmates under 22 with an educational disability.

**Table 11 continued**

Prison	Unit	Total enrollments	Completions		Non-completions	
	Morey	9	1	11%	7	78%
	Rast	3	0	0%	2	67%
	Stiner	6	1	17%	5	83%
	Sunrise	40	5	13%	33	83%
	Total Lewis	84	9	11%	70	83%
Perryville	Lumley	4	1	25%	2	50%
	San Carlos	11	3	27%	5	45%
	Santa Cruz	13	3	23%	6	46%
	Piestewa, Santa Rosa	-	-	-	-	-
	Total Perryville	28	7	25%	13	46%
Phoenix	Aspen	2	0	0%	1	50%
	Alhambra, Flamenco	-	-	-	-	-
	Total Phoenix	2	0	0%	1	50%
Safford	Fort Grant	3	0	0%	1	33%
	Globe, Graham, Tonto	-	-	-	-	-
	Total Safford	3	0	0%	1	33%
Tucson	Catalina	9	1	11%	8	89%
	Cimarron	20	1	5%	19	95%
	Manzanita	6	3	50%	2	33%
	Rincon	32	2	6%	28	88%
	Santa Rita	28	3	11%	25	89%
	Whetstone	24	3	13%	16	67%
	Winchester	28	1	4%	22	79%
	Total Tucson	147	14	10%	120	82%
Winslow	Kaibab	13	2	15%	10	77%
	Apache, Coronado	-	-	-	-	-

**Table 11 continued**

Prison	Unit	Total enrollments	Completions		Non-completions	
	Total Winslow	13	2	15%	10	77%
Yuma	Cheyenne	11	2	18%	7	64%
	Cibola	11	0	0%	11	100%
	Dakota	19	2	11%	15	79%
	La Paz	8	1	12%	7	88%
	Total Yuma	49	5	10%	40	82%
Total State prisons		402	44	11%	321	80%
Total prisons (2023)		402	44	11%	321	80%

Prison totals	Total enrollments	Completions		Non-completions	
Fiscal year 2023	402	44	11%	321	80%
Fiscal year 2022	512	79	15%	400	78%
Total change	(110)	(35)	(4%)	(79)	(2%)

# Education

## Postsecondary degrees

The Department facilitates postsecondary education for inmates by providing them with information to apply to, enroll in, and complete associate's, bachelor's, or master's degree programs on their own through distance learning programs with a university or through remote tablet learning with Ashland University.

**Table 12**

**Total inmate associate's degree program enrollments, completions, and noncompletions by prison and unit for fiscal year 2023 and comparison of fiscal year 2023 to fiscal year 2022 totals**

(Unaudited)

Prison	Unit	Total enrollments	Completions			Non-completions	
Private prisons							
Kingman	Cerbat	1	1	100%	0	0%	
Total private prisons		1	1	100%	0	0%	
State prisons							
Douglas	Gila	2	2	100%	0	0%	
	Mohave	3	3	100%	0	0%	
	Total Douglas	5	5	100%	0	0%	
Eyman	Cook	4	4	100%	0	0%	
	Meadows	6	6	100%	0	0%	
	Rynning	1	1	100%	0	0%	
	South	3	3	100%	0	0%	
	Total Eyman	14	14	100%	0	0%	
Lewis	Bachman	1	1	100%	0	0%	
	Barchey	1	1	100%	0	0%	
	Total Lewis	2	2	100%	0	0%	
Perryville	Piestewa	14	14	100%	0	0%	
	San Carlos	8	8	100%	0	0%	
	Santa Cruz	2	2	100%	0	0%	
	Santa Rosa	5	5	100%	0	0%	
	Total Perryville	29	29	100%	0	0%	

**Table 12 continued**

Prison	Unit	Total enrollments	Completions		Non-completions	
Safford	Fort Grant	5	5	100%	0	0%
	Graham	3	3	100%	0	0%
	Tonto	11	11	100%	0	0%
	Total Safford	19	19	100%	0	0%
Tucson	Catalina	1	1	100%	0	0%
	Santa Rita	2	2	100%	0	0%
	Whetstone	10	7	70%	3	30%
	Winchester	1	1	100%	0	0%
	Total Tucson	14	11	79%	3	21%
Yuma	Cheyenne	1	1	100%	0	0%
Total State prisons		84	81	96%	3	4%
Total prisons (2023)		85	82	96%	3	4%

Prison totals	Total enrollments	Completions		Non-completions	
Fiscal year 2023	85	82	96%	3	4%
Fiscal year 2022 <sup>1</sup>	-	-	-	-	-
Total change	-	-	-	-	-

<sup>1</sup> As reported in Table 15 of our July 2023 Annual Compliance Report, the Department only tracked completions and did not track enrollments, participation, or noncompletions for fiscal year 2022.

**Table 13**

**Total inmate bachelor's degree program enrollments, completions, and noncompletions by prison and unit; comparison of fiscal year 2023 to fiscal year 2022 totals**

(Unaudited)

Prison	Unit	Total enrollments	Completions		Non-completions	
Private prisons						
State prisons						
Douglas	Gila	1	1	100%	0	0%
Eyman	Cook	33	5	15%	28	85%
	Meadows	1	1	100%	0	0%
	Total Eyman	34	6	18%	28	82%
Total State prisons		35	7	20%	28	80%
Total prisons (2023)		35	7	20%	28	80%

Prison totals	Total enrollments	Completions		Non-completions	
Fiscal year 2023	35	7	20%	28	80%
Fiscal year 2022	-	-	-	-	-
Total change	-	-	-	-	-

# Education

## Career Technical Education (CTE)

CTE is a series of vocational programs taught by certified teachers contracted through several of the State's community colleges to provide inmates opportunities to gain marketable employment skills, which may assist them in obtaining work while incarcerated and after release. CTE courses are a combination of classroom instruction, hands-on skills learning, and application. The Department recommends these programs for inmates who are functionally literate but have no identifiable work or employment skills. These major programs range from 6 months to 2 years, depending on the program. There are more than 20 different classes offered in a variety of trades, including welding, construction trades, computer technology, and automotive repair.

**Table 14**

**Total inmate CTE program enrollments, completions, and noncompletions by prison and unit for fiscal year 2023 and comparison of fiscal year 2023 to fiscal year 2022 totals<sup>1</sup>**

(Unaudited)

Prison	Unit	Total enrollments	Completions		Non-completions	
Automotive Tech—Basic						
Douglas	Gila	42	6	14%	35	83%
	Mohave	35	1	3%	29	83%
	Total Douglas	77	7	9%	64	83%
Lewis	Barchey	43	25	58%	18	42%
Perryville	San Carlos	59	45	76%	14	24%
Safford	Graham	17	0	0%	15	100%
	Tonto	93	10	12%	77	83%
	Total Safford	110	10	9%	92	84%
Tucson	Santa Rita	16	6	38%	2	13%
	Whetstone	37	9	24%	20	54%
	Winchester	31	8	26%	20	65%
	Total Tucson	84	23	27%	42	50%
Total prisons (2023)		373	110	29%	230	62%
Total prisons (2022)		385	81	21%	281	73%

**Table 14 continued**

Prison	Unit	Total enrollments	Completions		Non-completions	
Automotive Tech—Intermediate						
Tucson	Whetstone	6	2	33%	2	33%
Total prisons (2023)		6	2	33%	2	33%
Total prisons (2022) <sup>11</sup>		-	-	-	-	-
Building Trades						
Kingman Private	Cerbat	56	43	77%	13	23%
Total prisons (2023)		56	43	77%	13	23%
Total prisons (2022)		62	53	85%	9	15%
Business Technology						
CACF Private	Florence	43	33	77%	10	23%
Total prisons (2023)		43	33	77%	10	23%
Total prisons (2022)		157	93	59%	64	41%
Carpentry—Framing						
Kingman Private	Cerbat	34	24	71%	10	29%
Total prisons (2023)		34	24	71%	10	29%
Total prisons (2022)		42	23	55%	19	45%
Carpentry—General						
La Palma Private	La Palma	60	5	8%	55	92%
Red Rock Private	Red Rock	68	2	3%	59	87%
Total prisons (2023)		128	7	5%	114	89%
Total prisons (2022)		94	5	5%	89	95%
CDL Class A						
Lewis	Bachman	6	0	0%	6	100%
Total prisons (2023)		6	0	0%	6	100%
Total prisons (2022)		-	-	-	-	-



**Table 14 continued**

Prison	Unit	Total enrollments	Completions		Non-completions	
Computer Coding Full Stack						
Red Rock Private	Red Rock	23	10	43%	13	57%
Perryville	San Carlos	39	10	26%	15	38%
Tucson	Whetstone	27	3	11%	14	52 %
Total prisons (2023)		89	23	26%	42	47%
Total prisons (2022)		115	22	19%	49	43%
Computer Tech—Basic						
La Palma Private	La Palma	92	28	30%	63	68%
Total prisons (2023)		92	28	30%	63	68%
Total prisons (2022)		115	22	19%	49	43%
Construction Tech—Basic						
Eyman	Cook	97	65	67%	32	33%
Safford	Fort Grant	49	21	43%	11	22%
	Globe	15	12	80%	3	20%
	Total Safford	64	33	52%	14	22%
Tucson	Santa Rita	5	4	80%	1	20%
	Winchester	8	6	75%	2	25%
	Total Tucson	13	10	77%	3	23%
Yuma	Cheyenne	179	143	80%	36	20%
	Cibola	80	55	69%	21	26%
	La Paz	68	41	60%	26	38%
	Total Yuma	327	239	73%	83	25%
Total prisons (2023)		501	347	69%	132	26%
Total prisons (2022)		651	403	62%	220	34%

**Table 14 continued**

Prison	Unit	Total enrollments	Completions		Non-completions	
Construction Tech—Intermediate						
Tucson	Whetstone	2	1	50%	0	0%
Total prisons (2023)		2	1	50%	0	0%
Total prisons (2022)		7	4	57%	2	29%
Construction Tech—Advanced						
Tucson	Santa Rita	1	1	100%	0	0%
	Winchester	3	2	67%	1	33%
	Total Tucson	4	3	75%	1	25%
Total prisons (2023)		4	3	75%	1	25%
Total prisons (2022)		5	4	80%	1	20%
Construction Electric—Basic						
Kingman Private	Cerbat	98	64	65%	34	35%
	Huachuca	21	16	76%	5	24%
	Total Kingman	119	80	67%	39	33%
La Palma Private	La Palma	41	0	0%	41	100%
Lewis	Barchey	80	42	53%	38	47%
	Stiner	54	19	35%	35	65%
	Total Lewis	134	61	46%	73	54%
Perryville	Santa Cruz	103	85	83%	18	17%
Tucson	Whetstone	77	33	43%	35	45%
Total prisons (2023)		474	259	55%	206	43%
Total prisons (2022)		495	256	52%	235	47%
Construction—General						
Kingman Private	Cerbat	307	238	78%	69	22%
	Huachuca	101	88	87%	13	13%
	Total Kingman	408	326	80%	82	20%

**Table 14 continued**

Prison	Unit	Total enrollments	Completions		Non-completions	
Lewis	Barchey	86	44	51%	42	49%
	Stiner	59	24	41%	35	59%
	Total Lewis	145	68	47%	77	53%
Total prisons (2023)		553	394	71%	159	29%
Total prisons (2022)		416	293	70%	123	30%
Culinary Arts						
Kingman Private	Cerbat	13	0	0%	3	23%
Marana Private	Marana	69	45	65%	24	35%
Total prisons (2023)		82	45	55%	27	33%
Total prisons (2022)		-	-	-	-	-
Electronics Tech—Basic						
La Palma Private	La Palma	65	23	35%	42	65%
Total prisons (2023)		65	23	35%	42	65%
Total prisons (2022)		-	-	-	-	-
Food Preparation						
Eyman	Meadows	59	36	61%	22	37%
Total prisons (2023)		59	36	61%	22	37%
Total prisons (2022)		45	36	80%	9	20%
Horticulture						
Red Rock Private	Red Rock	49	30	61%	19	39%
Total prisons (2023)		49	30	61%	19	39%
Total prisons (2022)		107	17	16%	62	58%
HVAC—Basic						
Kingman Private	Cerbat	96	71	74%	25	26%
	Huachuca	61	51	84%	10	16%
	Total Kingman	157	122	78%	35	22%
Eyman	Meadows	25	22	88%	2	8%

**Table 14 continued**

Prison	Unit	Total enrollments	Completions		Non-completions	
Florence	Globe	21	0	0%	21	100%
Safford	Fort Grant	66	33	50%	12	18%
	Globe	41	29	71%	12	29%
	Graham	86	40	47%	26	30%
	Tonto	136	35	26%	101	74%
	Total Safford	329	137	42%	151	46%
Tucson	Santa Rita	14	6	43%	4	29%
	Whetstone	45	14	31%	22	49%
	Winchester	40	20	50%	20	50%
	Total Tucson	99	40	40%	46	46%
Yuma	La Paz	2	2	100%	0	0%
Total prisons (2023)		633	323	51%	255	40%
Total prisons (2022)		362	209	58%	120	33%
HVAC—Advanced						
Safford	Fort Grant	46	17	37%	14	30%
	Globe	25	14	56%	11	44%
	Total Safford	71	31	44%	25	35%
Tucson	Santa Rita	5	1	20%	4	80%
	Whetstone	7	0	0%	5	71%
	Winchester	15	4	27%	9	60%
	Total Tucson	27	5	19%	18	67%
Total prisons (2023)		98	36	37%	43	44%
Total prisons (2022)		96	38	40%	37	39%
Major Appliance Repair						
Safford	Graham	44	28	64%	16	36%
Total prisons (2023)		44	28	64%	16	36%
Total prisons (2022)		41	34	83%	7	17%

**Table 14 continued**

Prison	Unit	Total enrollments	Completions		Non-completions	
Masonry						
Safford	Graham	62	20	32%	42	68%
Winslow	Coronado	78	61	78%	17	22%
Yuma	Cibola	93	55	59%	34	37%
Total prisons (2023)		233	136	58%	93	40%
Total prisons (2022)		142	112	79%	29	20%
Plumbing						
Perryville	Lumley	12	12	100%	0	0%
	San Carlos	26	21	81%	5	19%
	Santa Cruz	49	26	53%	23	47%
	Total Perryville	87	59	68%	28	32%
Yuma	Cheyenne	114	65	57%	49	43%
Total prisons (2023)		201	124	62%	77	38%
Total prisons (2022)		189	105	56%	84	44%
Quality Customer Services						
Perryville	San Carlos	140	110	79%	27	19%
Total prisons (2023)		140	110	79%	27	19%
Total prisons (2022)		117	82	70%	32	27%
Recovery Support Specialist Training						
Douglas	Eggers	11	9	82%	2	18%
	Mohave	21	18	86%	3	14%
	Total Douglas	32	27	84%	5	16%
Lewis	Bachman	9	7	78%	2	22%
	Barchey	11	11	100%	0	0%
	Stiner	14	14	100%	0	0%
	Total Lewis	34	32	94%	2	6%

**Table 14 continued**

Prison	Unit	Total enrollments	Completions		Non-completions	
Perryville	Piestewa	8	7	88%	1	12%
	San Carlos	22	20	91%	2	9%
	Santa Rosa	8	8	100%	0	0%
	Total Perryville	38	35	92%	3	8%
Safford	Fort Grant	9	9	100%	0	0%
	Graham	7	7	100%	0	0%
	Tonto	10	10	100%	0	0%
	Total Safford	26	26	100%	0	0%
Tucson	Manzanita	5	5	100%	0	0%
Total prisons (2023)		135	125	93%	10	7%
Total prisons (2022)		139	125	90%	14	10%
Welding						
Eyman	Cook	14	2	14%	12	86%
Total prisons (2023)		14	2	14%	12	86%
Total prisons (2022)		39	12	31%	27	69%
Work Force Reentry						
Perryville	San Carlos	98	65	66%	33	34%
Total prisons (2023)		98	65	66%	33	34%
Total prisons (2022)		86	41	48%	43	50%

Prison totals	Total enrollments	Completions		Non-completions	
Total Prisons all CTE (2023)	4,212	2,357	56%	1,664	40%
Total Prisons all CTE (2022)	3,849	2,064	54%	1,588	41%
Total Change	363	293	(2%)	76	(1%)

<sup>1</sup> Only the prisons/units that offered CTE programs are included in this table, so there are no rows for the other prisons/units with dashes.

# Treatment

## Driving Under the Influence (DUI) treatment

The DUI program is taught by licensed counselors and provides inmates with treatment related to alcohol and drug abuse. This program incorporates evidence-based curricula using a cognitive behavioral therapy treatment approach. The Department recommends this program for inmates according to need, time left to serve, and risk for recidivism. This major program consists of 72 hours of treatment.

**Table 15**

**Total inmate DUI program enrollments, completions, and noncompletions by prison and unit  
Fiscal year 2023 for fiscal year 2023 and comparison of fiscal year 2023 to fiscal year 2022  
totals**

(Unaudited)

Prison	Unit	Total enrollments	Completions		Non-completions	
Private prisons						
CACF	-	-	-	-	-	-
Florence West		-	-	-	-	-
Kingman	Cerbat	67	39	58%	28	42%
	Huachuca	-	-	-	-	-
	Total Kingman	67	39	58%	28	42%
La Palma	-	-	-	-	-	-
Marana	-	-	-	-	-	-
Phoenix West	Phoenix West	14	13	93%	1	7%
Red Rock	-	-	-	-	-	-
Total private prisons		81	52	64%	29	36%
State prisons						
Douglas	-	-	-	-	-	-
Eyman	-	-	-	-	-	-
Florence	-	-	-	-	-	-
Lewis	-	-	-	-	-	-
Perryville	San Carlos	109	93	85%	16	15%
	Lumley, Piestewa, Santa Cruz, Santa Rosa	-	-	-	-	-
	Total Perryville	109	93	85%	16	15%

**Table 15 continued**

Prison	Unit	Total enrollments	Completions		Non-completions	
Phoenix	-	-	-	-	-	-
Safford	-	-	-	-	-	-
Tucson	Whetstone	32	28	88%	4	12%
	Catalina, Cimarron, Manzanita, Rincon, Santa Rita, Winchester	-	-	-	-	-
	Total Tucson	32	28	88%	4	12%
Winslow	-	-	-	-	-	-
Yuma	-	-	-	-	-	-
Total State prisons		141	121	86%	20	14%
Total prisons (2023)		222	173	78%	49	22%

Prison totals	Total enrollments	Completions		Non-completions	
Fiscal year 2023	222	173	78%	49	22%
Fiscal year 2022	503	319	63%	184	37%
Total change	(281)	(146)	15%	(135)	(15%)



# Treatment

## Moderate Treatment for Substance Abuse

The Moderate Treatment program is provided by licensed substance abuse counselors for inmates to address their addiction issues and learn to live drug-free, prosocial lifestyles. This program incorporates evidence-based curricula using a cognitive behavioral therapy treatment approach. The Department recommends this program for inmates according to need, time left to serve, and risk for recidivism. This major program consists of 3 to 6 months of treatment.

**Table 16**

**Total inmate Moderate Treatment program enrollments, completions, and noncompletions by prison and unit for fiscal year 2023 and comparison of fiscal year 2023 to fiscal year 2022 totals**

(Unaudited)

Prison	Unit	Total enrollments	Completions	Non-completions		
Private prisons						
CACF	-	-	-	-	-	-
Florence West		-	-	-	-	-
Kingman	Cerbat	314	153	49%	161	51%
	Huachuca	88	50	57%	38	43%
	Total Kingman	402	203	50%	199	50%
La Palma	-	-	-	-	-	-
Marana	Marana	74	33	45%	36	49%
Phoenix West	Phoenix West	55	20	36%	34	62%
Red Rock	Red Rock	173	110	64%	40	23%
Total private prisons		704	366	52%	309	44%
State prisons						
Douglas	Gila	14	11	79%	3	21%
	Mohave	66	23	35%	43	65%
	Eggers	-	-	-	-	-
	Total Douglas	80	34	43%	46	58%
Eyman	Cook	74	56	76%	18	24%
	Meadows	119	100	84%	19	16%

**Table 16 continued**

Prison	Unit	Total enrollments	Completions		Non-completions	
	Rynning	66	46	70%	20	30%
	SMU-1	4	4	100%	0	0%
	Browning, South	-	-	-	-	-
	Total Eyman	263	206	78%	57	22%
<b>Florence</b>	Globe	-	-	-	-	-
<b>Lewis</b>	Bachman	30	27	90%	3	10%
	Barchey	67	49	73%	18	27%
	Buckley	10	0	0%	10	100%
	Stiner	1	1	100%	0	0%
	Morey, Rast, Sunrise	-	-	-	-	-
	Total Lewis	108	77	71%	31	29%
<b>Perryville</b>	San Carlos	192	163	85%	29	15%
	Santa Cruz	86	40	47%	46	53%
	Lumley, Piestewa, Santa Rosa	-	-	-	-	-
	Total Perryville	278	203	73%	75	27%
<b>Phoenix</b>	-	-	-	-	-	-
<b>Safford</b>	Fort Grant	51	38	75%	13	25%
	Graham	37	29	78%	8	22%
	Globe, Tonto	-	-	-	-	-
	Total Safford	88	67	76%	21	24%
<b>Tucson</b>	Cimarron	32	8	25%	24	75%
	Santa Rita	73	50	68%	23	32%
	Whetstone	89	46	52%	43	48%
	Winchester	93	69	74%	24	26%
	Catalina, Manzanita, Rincon	-	-	-	-	-

**Table 16 continued**

Prison	Unit	Total enrollments	Completions		Non-completions	
	Total Tucson	287	173	60%	114	40%
Winslow	Apache	24	22	92%	2	8%
	Coronado	12	11	92%	1	8%
	Kaibab	13	11	85%	2	15%
	Total Winslow	49	44	90%	5	10%
Yuma	Cibola	99	75	76%	24	24%
	La Paz	12	10	83%	2	17%
	Cheyenne, Dakota	-	-	-	-	-
	Total Yuma	111	85	77%	26	23%
Total State prisons		1,264	889	70%	375	30%
Total prisons (2023)		1,968	1,255	64%	684	35%
Prison totals		Total enrollments	Completions		Non-completions	
Fiscal year 2023		1,968	1,255	64%	684	35%
Fiscal year 2022		1,730	912	53%	791	46%
Total change		238	343	11%	(107)	(11%)

# Treatment

## Intensive Treatment for Substance Abuse

The Intensive Treatment program is provided by licensed substance abuse counselors for inmates to address their addiction issues and learn to live drug-free, prosocial lifestyles. This program incorporates evidence-based curricula using a cognitive behavioral treatment approach. The Department recommends this program for inmates according to need, time left to serve, and risk for recidivism. This major program consists of 6 to 12 months of treatment.

**Table 17**

**Total inmate Intensive Treatment program enrollments, completions, and noncompletions by prison and unit for fiscal year 2023 and comparison of fiscal year 2023 to fiscal year 2022 totals**

(Unaudited)

Prison	Unit	Total enrollments	Completions		Non-completions	
Private prisons						
CACF	-	-	-	-	-	-
Florence West	-	-	-	-	-	-
Kingman	-	-	-	-	-	-
La Palma	-	-	-	-	-	-
Marana	Marana	56	4	7%	44	79%
Phoenix West	-	-	-	-	-	-
Red Rock	Red Rock	121	60	50%	40	33%
Total private prisons		177	64	36%	84	47%
State prisons						
Total prisons (2023)		177	64	36%	84	47%

Prison totals	Total enrollments	Completions		Non-completions	
Fiscal year 2023	177	64	36%	84	47%
Fiscal year 2022	231	71	31%	138	60%
Total change	(54)	(7)	5%	(54)	(13%)

# Treatment

## Residential Substance Abuse Treatment (RSAT)

The RSAT Program is a modified therapeutic community program only available at the Lewis and Tucson State prisons provided by substance abuse counselors for inmates to receive medication-assisted treatment, in-reach services, job readiness services, and peer support services. The goal of this program is for inmates to address their addiction issues and learn to live drug-free, prosocial lifestyles. This program incorporates evidence-based curricula using a cognitive behavioral therapy treatment approach. The Department recommends this program for inmates according to need, time left to serve, and risk for recidivism. This major program is a 6-month program.

**Table 18**  
**Total inmate RSAT program enrollments, completions, and noncompletions by prison and unit for fiscal year 2023 and comparison of fiscal year 2023 to fiscal year 2022 totals**  
(Unaudited)

Prison	Unit	Total enrollments	Completions		Non-completions	
Private prisons						
State prisons						
Lewis	Bachman	32	23	72%	9	28%
Tucson	Manzanita	191	75	39%	91	48%
Total State prisons		223	98	44%	100	45%
Total prisons (2023)		223	98	44%	100	45%

Prison totals	Total enrollments	Completions		Non-completions	
Fiscal year 2023	223	98	44%	100	45%
Fiscal year 2022	26	14	54%	12	46%
Total change	197	84	(10%)	88	(1%)

# Treatment

## Sex Offender Education and Treatment—Year 1

This program provides evidence-based treatment provided by licensed counselors and trained staff to assist inmates in managing sexually exploitative behavior. The staff are trained in therapy techniques, behavior analysis, safety considerations, and ethical responsibilities, and the goal is to reduce the risk of inmates re-offending. The Department recommends this program for inmates with a sexual offense history. This major program consists of 12 months of treatment.

**Table 19**

**Total inmate Sex Offender Education and Treatment Program Year 1 program enrollments, completions, and noncompletions by prison and unit for fiscal year 2023 and comparison of fiscal year 2023 to fiscal year 2022 totals**

(Unaudited)

Prison	Unit	Total enrollments	Completions		Non-completions	
Private prisons						
CACF	Florence	145	20	14%	87	60%
Florence	-	-	-	-	-	-
Kingman	-	-	-	-	-	-
La Palma	-	-	-	-	-	-
Marana	-	-	-	-	-	-
Phoenix West	-	-	-	-	-	-
Red Rock	-	-	-	-	-	-
Total private prisons		145	20	14%	87	60%
State prisons						
Douglas	-	-	-	-	-	-
Eyman	-	-	-	-	-	-
Florence	-	-	-	-	-	-
Lewis	-	-	-	-	-	-
Perryville	Santa Cruz	30	0	0%	30	100%
	Lumley, Piestewa, San Carlos, Santa Rosa	-	-	-	-	-
	Total Perryville	30	0	0%	30	100%

**Table 19 continued**

Prison	Unit	Total enrollments	Completions		Non-completions	
Phoenix	-	-	-	-	-	-
Safford	-	-	-	-	-	-
Tucson	-	-	-	-	-	-
Winslow	-	-	-	-	-	-
Yuma	-	-	-	-	-	-
Total State prisons		30	0	0%	30	100%
Total prisons (2023)		175	20	11%	117	67%

Prison totals	Total enrollments	Completions		Non-completions	
Fiscal year 2023	175	20	11%	117	67%
Fiscal year 2022	263	60	23%	118	45%
Total change	(88)	(40)	(12%)	(1)	22%

# Treatment

## Sex Offender Education and Treatment—Year 2

This program is a continuation of the program described in Year 1 (see page a-38). This major program consists of 6 to 12 months of additional active treatment after 12 months of Year 1 programming is completed.

**Table 20**

**Total inmate Sex Offender Education and Treatment Program Year 2 program enrollments, completions, and noncompletions by prison and unit for fiscal year 2023 and comparison of fiscal year 2023 to fiscal year 2022 totals**

(Unaudited)

Prison	Unit	Total enrollments	Completions		Non-completions	
Private prisons						
CACF	Florence Unit	31	11	35%	8	26%
Florence West	-	-	-	-	-	-
Kingman	-	-	-	-	-	-
La Palma	-	-	-	-	-	-
Marana	-	-	-	-	-	-
Phoenix West	-	-	-	-	-	-
Red Rock	-	-	-	-	-	-
Total private prisons		31	11	35%	8	26%
State prisons						
Total prisons (2023)		31	11	35%	8	26%

Prison totals	Total enrollments	Completions		Non-completions	
Fiscal year 2023	31	11	35%	8	26%
Fiscal year 2022	57	16	28%	20	35%
Total change	(26)	(5)	7%	(12)	(9%)



## At-a-glance view of major program offerings by prison and unit

The table below lists the major programs offered at each prison unit. As a result of the inmates' custody levels and the controlled movement within a unit, program offerings may vary.<sup>47</sup>

**Table 21**

Department facilitates various major programs for each prison and unit that houses inmates across multiple custody levels<sup>1</sup>

Fiscal year 2023

(Unaudited)

Prison	Unit	Custody level <sup>1</sup>	Self-improvement			Education						Treatment					
			Changing Offender Behavior Go Further	Impact on Crime Victims		Functional Literacy GED	High School	Postsecondary degrees	Fire crew training certification	CTE <sup>2</sup>	DUI	Moderate Intensive	RSAT	Sex Offender—Year 1	Sex Offender—Year 2		
Private prisons																	
CACF	Florence	Med	✓			✓	✓				✓					✓	✓
Florence West	Florence West	Min	✓			✓	✓										
Kingman	Cerbat	Med	✓		✓	✓	✓		✓		✓	✓	✓				
	Huachuca	Med	✓			✓	✓				✓		✓				
La Palma	La Palma	Cls	✓	✓	✓	✓	✓				✓						
Marana	Marana	Min <sup>3</sup>	✓		✓	✓	✓				✓		✓	✓			
Phoenix West	Phoenix West	Min	✓			✓	✓					✓	✓				
Red Rock	Red Rock	Med	✓	✓	✓	✓	✓				✓		✓	✓			

<sup>47</sup> According to the Department Order 801, the Department classifies inmates according to their risk level to the public and staff and level of controlled movement. Specifically, Minimum (Min) custody are inmates with a low risk. Medium (Med) custody are inmates with a moderate risk. Close (Cls) custody are inmates with a high risk. Maximum (Max) custody are inmates with the highest risk. The Department houses inmates with a similar classification within a unit that meets or exceeds the inmate's custody level to ensure the safety and security of persons, the institution, and the community.

Table 21 continued

Prison	Unit	Custody level <sup>1</sup>	Self-improvement			Education						Treatment					
			Changing Offender Behavior	Go Further	Impact on Crime Victims	Functional Literacy	GED	High School	Postsecondary degrees	Fire crew training certification	CTE <sup>2</sup>	DUI	Moderate	Intensive	RSAT	Sex Offender—Year 1	Sex Offender—Year 2
State prisons																	
Douglas	Eggers	Min	✓			✓	✓			✓	✓						
	Gila	Min	✓			✓	✓	✓	✓		✓		✓				
	Mohave	Med	✓			✓	✓	✓	✓		✓		✓				
Eyman	Browning	Max	✓			✓		✓									
	Cook	Med	✓			✓	✓	✓	✓		✓		✓				
	Meadows	Med	✓			✓	✓	✓	✓		✓		✓				
	Rynning	Cls	✓			✓	✓	✓	✓				✓				
	SMU-1	Max	✓			✓	✓	✓					✓				
	South	Med	✓			✓	✓	✓	✓								
Florence	Globe	N/A	✓			✓					✓						
Lewis	Bachman	Med				✓	✓	✓	✓		✓		✓		✓		
	Barchey	Med	✓			✓	✓	✓	✓		✓		✓				
	Buckley	Cls	✓			✓	✓	✓					✓				
	Morey	Cls	✓			✓	✓	✓									
	Rast	Max	✓			✓	✓	✓									
	Stiner	Med	✓			✓	✓	✓			✓		✓				
	Sunrise	Cls				✓	✓	✓									

Table 21 continued

Prison	Unit	Custody level <sup>1</sup>	Self-improvement			Education						Treatment					
			Changing Offender Behavior	Go Further	Impact on Crime Victims	Functional Literacy	GED	High School	Postsecondary degrees	Fire crew training certification	CTE <sup>2</sup>	DUI	Moderate	Intensive	RSAT	Sex Offender—Year 1	Sex Offender—Year 2
Perryville	Lumley	Max	✓			✓	✓	✓			✓						
	Piestewa	Min	✓				✓		✓		✓						
	San Carlos	Min	✓			✓		✓	✓		✓	✓	✓				
	Santa Cruz	Med	✓			✓	✓	✓	✓		✓		✓			✓	
	Santa Rosa	Min	✓			✓	✓		✓		✓						
Phoenix	Alhambra	Max	✓			✓	✓										
	Aspen	Med				✓	✓	✓									
	Flamenco	All				✓											
Safford	Fort Grant	Min	✓			✓	✓	✓	✓		✓		✓				
	Globe	Min	✓			✓	✓			✓	✓						
	Graham	Min	✓			✓	✓		✓		✓		✓				
	Tonto	Med	✓			✓	✓		✓		✓						
Tucson	Catalina	All	✓			✓	✓	✓	✓								
	Cimarron	Cls	✓			✓	✓	✓					✓				
	Manzanita	Med				✓	✓	✓			✓				✓		
	Rincon	Cls	✓			✓	✓	✓									
	Santa Rita	Med	✓			✓	✓	✓	✓		✓		✓				
	Whetstone	Min	✓			✓	✓	✓	✓		✓	✓	✓				
	Winchester	Med	✓			✓	✓	✓	✓		✓		✓				

**Table 21 continued**

Prison	Unit	Custody level <sup>1</sup>	Self-improvement			Education						Treatment					
			Changing Offender Behavior	Go Further	Impact on Crime Victims	Functional Literacy	GED	High School	Postsecondary degrees	Fire crew training certification	CTE <sup>2</sup>	DUI	Moderate	Intensive	RSAT	Sex Offender—Year 1	Sex Offender—Year 2
Winslow	Apache	Min	✓			✓	✓						✓				
	Coronado	Min	✓			✓	✓			✓	✓		✓				
	Kaibab	Cls	✓			✓	✓	✓					✓				
Yuma	Cheyenne	Med	✓			✓	✓	✓	✓		✓						
	Cibola	Med	✓			✓	✓	✓			✓		✓				
	Dakota	Cls	✓			✓	✓	✓									
	La Paz	Min	✓			✓	✓	✓			✓		✓				

<sup>1</sup> Custody level is based on an inmate's risk to the public and staff, as well as the time remaining until the inmate is released. Additionally, because an inmate can be housed in any facility with an equal or higher custody level, we report the highest custody level reported for each unit rather than all custody levels within a unit.

<sup>2</sup> Units are included if there was at least 1 enrollment in any CTE program. See Table 14, Pages a-23-a-30, for a full breakdown of CTE program enrollments by unit.

<sup>3</sup> The Department did not renew its contract with the vendor operating the private prison in Marana and transferred inmates housed there to other facilities in December 2023.

Source: Auditor General staff review of Department-provided data related to self-improvement, education, and treatment program fiscal year 2023 enrollments, and Department Daily Count Sheet for April 30, 2024.



## Arizona Department of Corrections, Rehabilitation and Reentry— Review of Specific Self-Improvement or Treatment Programs

### 30-month follow-up report

The September 2021 Arizona Department of Corrections, Rehabilitation and Reentry performance audit found that the Department did not provide 3 of 4 programs we reviewed to most inmates who needed them, and many inmates who were enrolled in the programs did not complete them, impacting reduced recidivism and other rehabilitative benefits these programs provide to inmates. We made 15 recommendations to the Department, and its status in implementing the recommendations is as follows:

#### Status of 15 recommendations

Implemented	5
In process	5
In process in a different manner	1
No longer applicable	4

A.R.S. §41-1610.02 requires our Office to annually review the Department's compliance with various programs, reporting requirements, policies, and other provisions related to the Department's rehabilitation of inmates and issue a report by September 1. We will follow up with the Department on the status of the recommendations that have not yet been implemented as part of our 2025 annual compliance review, which is due by September 1, 2025.

### Finding 1: Department did not provide cognitive restructuring and Substance Abuse (SA) treatment programs to most inmates who needed them; therefore, these inmates could not achieve these programs' rehabilitative benefits

1. The Department should take steps to expand its capacity to provide its cognitive restructuring, SA treatment, and DUI treatment programs, and thereby increase inmate enrollments in these programs, by:

- a. Continuing to certify applicable Correctional Officers (CO) IIIs and private prison staff to teach Changing Offender Behavior (COB).

**Implemented at 30 months**—The Department established a multiphase process to help it continue to certify COIIIs and private prison staff to teach COB. For example, the Department implemented COB training/certification as part of its COIII training. Our analysis of Department-provided documentation found that, as of March 2024, the Department had certified 430 COB instructors, which is approximately 91 percent of its COIII staff. This is a substantial increase from the 124 certified COB instructors reported during our initial followup in October 2022.

- b. Continuing to monitor COB enrollments and completions to help ensure that program staff who are certified to teach COB are indeed teaching it.

**Implementation in process**—The Department established a Department Order in March 2022 that indicates only certified staff can teach COB, and this order also requires specific staff to monitor

enrollments, completions, and noncompletions, as well as monitor some COB classes to ensure the quality of instructors/instruction. Our review of a sample of 22 staff certified to teach COB at various prisons/units in fiscal year 2023 found that 16 of these program staff taught COB classes throughout fiscal year 2023, facilitating a total of 32 different COB classes. Our review of inmate enrollments, completions, and noncompletions in the COB program from fiscal years 2022 and 2023 found that enrollments increased by approximately 3,000.<sup>48</sup> We will further test the Department's implementation of this recommendation during our 2025 annual compliance review.

- c. Finalizing and implementing the program-related standard work for COIVs.

**Implementation in process**—The Department developed and began implementing a Department Order in March 2022 that includes specific program-related standard work that requires COIVs to regularly review program enrollments and provide oversight to COIIs who facilitate programs for inmates such as cognitive restructuring. We will test the Department's implementation of this recommendation during our 2025 annual compliance review.

- d. Continuing its efforts to fill its vacant licensed counselor positions.

**Implemented at 30 months**—The Department reported as of March 2024 that 20 of its 23 counselor positions were filled within its prison facilities, which is a significant improvement from the 12 vacancies the Department reported in May 2021. The Department continues to make efforts to hire and retain substance abuse counselors to facilitate its addiction treatment programs through strategies such as hiring incentives, attending job fairs, and as noted in recommendation 1e, using additional appropriations to contract for SA treatment.

- e. Using its increased appropriation to contract for additional SA treatment services as planned.

**Implementation in process**—The Department continues to contract with one counseling organization for additional counselors to offer more SA treatment services to inmates, and contracted with a second counseling organization that started providing services in March 2024. From March 2023 to February 2024, the Department reported that 8 contracted counselors provided SA treatment services to 891 inmates. Additionally, 3 new contracted counselors began providing services in March 2024. The Department has made efforts to increase its use of contracted counselors through the following:

- Updating a Request for Proposal (RFP) for counselors and reaching out to potential providers about the contracting opportunity.
- Dedicating a full-time staff position to coordinate between the Department and contracted agencies.
- Communicating with contractors to identify and address barriers to providing SA treatment services.

The Department reported an updated goal of servicing 1,500 inmates annually with contracted SA counselors. The Department receives ongoing funding of \$5 million each fiscal year to continue to contract for additional counselors and reported that it had spent approximately \$414,000 so far in fiscal year 2024 as of April 2024.<sup>49</sup> We will further assess the Department's implementation of this recommendation during our 2025 annual compliance review.

- f. Based on the number of inmates with assessed SA treatment needs, continuing to assess the level of counseling staff resources needed to meet inmates' SA treatment needs and requesting additional resources as appropriate, including monies to contract for SA treatment services.

<sup>48</sup> See Appendix A, page a-5, that reports 8,199 COB enrollments with 66 percent ending in completion in fiscal year 2023, and 5,204 enrollments with 68 percent ending in completion in fiscal year 2022.

<sup>49</sup> The Department stated that any unspent monies will be reverted to the State General Fund.

**Implemented at 30 months**—The Department completed an assessment and concluded that an additional 60 counselors is necessary to meet current SA treatment needs of inmates. The Department requested and received \$5 million in appropriations to continue to contract for additional counselors, as noted in Recommendation 1e.

- g. Continuing to expand the use of technology as staff resources permit to provide SA treatment programs at State prisons where treatment has not been provided.

**Implemented at 30 months**—As of March 2023, the Department offers virtual SA treatment programs at the Safford, Winslow, and Yuma State prisons, which previously offered limited opportunities for moderate SA treatment in calendar years 2017-2020.<sup>50</sup> Our review of Department enrollment data for fiscal year 2023 found that the Department enrolled nearly 250 inmates in virtual SA treatment programs at the Safford, Winslow, and Yuma State Prisons, of which nearly 200 inmates completed the program. In addition, according to Department records, the Department enrolled approximately 500 inmates in virtual SA treatment from March 2023 to February 2024, and as of April 2024, 274 inmates have completed the program.<sup>51</sup>

- h. Completing the process to obtain licensure of its DUI treatment program and implementing its plan to provide DUI treatment to male inmates housed at State prisons.

**Implementation in process**—In February 2023, the Department obtained licensure from the Arizona Department of Health Services for its DUI treatment program at Tucson State Prison, which houses male inmates, and began offering this DUI program in March 2023.<sup>52</sup> Additionally, in July 2023, the Department began providing remote DUI treatment programming to male inmates housed at its Yuma Prison. We will further assess the Department's efforts to obtain licenses to provide the DUI treatment program at additional prison facilities during our 2025 annual compliance review.

## **Finding 2: Although program completion can decrease inmate recidivism, many enrolled inmates did not complete programs mostly due to transfers to different units and administrative discharges from programs**

- 2. The Department should continue to assess whether condensing SA treatment program time frames has helped reduce program noncompletions and assess its impact on inmate recidivism. Based on its assessments, the Department should continue to use the condensed time frames or make adjustments, as appropriate.

**Implementation in process**—The Department has continued to gather information on the condensed 3-month SA treatment program time frame and the original 6-month time frame but reported that it needs more time to accurately assess the impacts of these time frames on noncompletions and recidivism. For example, the Department measures recidivism 3 to 5 years after an inmate's release date, and less than 3 years has elapsed since the Department first offered the 3-month program in June 2021. We will further assess the Department's implementation of this recommendation during our 2025 annual compliance review.

- 3. The Department should continue its project to research and track specific reasons inmates do not complete SA treatment programs at State prisons and use this information to address problems that contribute to program noncompletions.

<sup>50</sup> The Phoenix State prison also did not have SA treatment programming because this facility primarily serves as an intake and processing facility for male inmates who are then transferred to more permanent housing at another prison.

<sup>51</sup> Some of these 500 inmates were still participating in their program enrollment as of April 2024.

<sup>52</sup> In March 2022, the Department also obtained State licensure to provide certified DUI treatment programming at Perryville State prison, which houses female inmates.

**No longer applicable**—The Department has continued to monitor the reasons inmates have not completed SA treatment programs and has applied solutions described in other recommendations to reduce noncompletions. These solutions include condensing SA treatment program time frames to 3 months to help inmates complete these programs (see Recommendation 2) and denying transfers of inmates enrolled in major programs to enable them to complete programs (see Recommendation 4). However, as discussed in Chapter 4 (see Pages 18 through 25), our work for the 2024 Annual Compliance Review identified the same primary reasons for noncompletions as reported in our September 2021 performance audit (Report 21-118), including transfers and administrative discharges. As a result, we made a new recommendation in Chapter 4 that encompasses and expands on this recommendation (see Chapter 4, page 25, Recommendation 7). Therefore, this recommendation is no longer applicable.

4. The Department should continue to implement its new process for approving transfers of inmates enrolled in major programs and codify this new process in its Department Orders. The Department should assess whether this new process helps to reduce program noncompletions due to inmate transfers and determine whether additional actions are needed.

**No longer applicable**—The Department has developed and implemented a process for approving transfers of inmates enrolled in major programs since July 2021 and codified this process in its Department Orders in September 2022. Although the Department reported that, for fiscal year 2023, this process has enabled over 50 inmates to complete their programs who otherwise would have been transferred and not finished their program, the Department has not yet assessed this process' impact on program noncompletions. We made a new recommendation in Chapter 4 that encompasses and expands on this recommendation (see Chapter 4, page 25, Recommendation 5). Therefore, this recommendation is no longer applicable.

5. The Department should update its program-enrollment guidance to provide standard and consistent direction on specific factors that all program staff should consider when identifying potential inmates to enroll in programs, including inmates' discipline histories, potential language barriers, assigned living spaces, racial balance, and other factors it deems appropriate, and train program staff on this updated guidance.

**Implementation in process in a different manner**—The Department revised its enrollment guidance for staff who identify and prioritize inmates for enrollment by narrowing the factors program staff should consider to (1) inmates who will become eligible for an early prison release upon completion of a major program, prioritized by earliest release date; and (2) inmates based on their individual risk and needs scores and remaining time in prison. The Department generates 2 reports that provide this information to its staff. Although the Department revised its enrollment guidance for staff and conducted staff training in 2021, the Department reported that its staff needed further training on this procedure and thus conducted additional training in April 2023. We will further assess the Department's implementation of this recommendation during our 2025 annual compliance review.

6. The Department should place its enrollment guidance materials in a single shared location to help ensure that they are readily accessible to program staff.

**Implemented at 6 months.**

7. The Department should, for the 4 programs we reviewed and other programs it deems appropriate, develop and implement documented processes to use enrollment data to monitor program noncompletions by prison/prison unit, both overall and by reason for noncompletion (e.g., inmate transfers, administrative discharges, etc.); research the causes for variation in program noncompletions across prisons/prison units; and use this information to make changes, as needed, to its enrollment policies, guidance, and/or trainings.

**No longer applicable**—The Department developed Department Orders and technical manuals effective March 2023 that require quality assurance coordinators to review monthly noncompletion information for the 4 programs we reviewed—the COB program, the Moderate SA Treatment program, the Intensive SA Treatment program, and the DUI Treatment program. This required review includes documenting reasons



for noncompletions across prisons/units, and the Department reported that it discusses the information to determine if changes are needed. However, as discussed in Recommendation 3, our work for the 2024 Annual Compliance Review identified the same primary reasons for noncompletions as reported in our September 2021 performance audit (Report 21-118), including transfers and administrative discharges. As a result, we made a new recommendation in Chapter 4 that encompasses and expands on this recommendation (see Chapter 4, page 25, Recommendation 6). Therefore, this recommendation is no longer applicable.

### **Finding 3: Department does not monitor program-completion time frames, which would help it evaluate and potentially improve enrollment practices**

8. For the 4 programs we reviewed and other programs it deems appropriate, the Department should develop and implement documented processes to use enrollment data to monitor program-completion time frames for unexpected values; research the causes for unexpected values in program-completion time frames; and use this information to make changes, as needed, to its enrollment policies, guidance, and/or trainings.

**No longer applicable**—The Department developed and implemented Department Orders and technical manuals effective March 2023 that require quality assurance coordinators to review monthly enrollment information for the 4 programs we reviewed—the COB program, the Moderate SA Treatment program, the Intensive SA Treatment program, and the DUI Treatment program. This review requires monitoring enrollments to identify those that extend for unexpectedly long time frames, as well as completion/end dates to identify enrollments with unexpected short time frames. However, as discussed in Chapter 4 (see pages 18 through 25), our work for the 2024 Annual Compliance Review identified additional unexpected values in the Department’s enrollment data, such as inmates who completed a program and were subsequently re-enrolled in the same program. As a result, we made a new recommendation that encompasses and expands on this recommendation (see Chapter 4, page 25, Recommendation 7). Therefore, this recommendation is no longer applicable.



## Arizona Department of Corrections, Rehabilitation and Reentry— Sunset Review

### 30-month follow-up report

The September 2021 Arizona Department of Corrections, Rehabilitation and Reentry performance audit and sunset review found that the Department met some statutory objectives and purposes in the areas we reviewed but did not release all inmates approved for the transition program 3 months early in 2020 and lacked a reliable process to ensure inmate grievances were processed according to its time frames. We made 9 recommendations to the Department, and its status in implementing the recommendations is as follows:

#### Status of 9 recommendations

Implemented	1
In process	7
No longer applicable	1

We will conduct another followup with the Department on the status of the recommendations that have not yet been implemented during our 2025 annual compliance review, which is due by September 1, 2025.

---

### Finding 1: In 2020, Department did not release a quarter of inmates approved for transition program the full 3 months early as statutorily required, which may lengthen their prison stays, thereby increasing Department costs

1. To help ensure inmates are timely released 3 months early to the transition program, as statutorily required, the Department should:
  - a. Establish time frames in its staff procedures for how quickly the eligibility reviews for the transition program and drug possession release should be initiated and completed and prioritize for review those inmates who are closest to release.

**Implemented at 30 months—**The Department has established time frames for staff to initiate and complete various steps for conducting transition program and drug possession release eligibility reviews, including steps to prioritize for review those inmates who are closest to release. For example, according to Department Order 1001, correctional officers are required to meet with an inmate within 3 workdays after the inmate meets the transition program eligibility requirements to complete release planning documents. Additionally, the Transition Coordinator is required to determine an inmate's eligibility for the transition program within 2 workdays if an inmate has less than 90 calendar days to serve prior to their projected release date. The Department also reported that as of January 2024, it has automated eligibility reviews and sentence calculations for drug possession release in its inmate management system. As explained in recommendation 1c, we will test the Department's implementation of the automated eligibility reviews and sentence calculations for drug possession release during our 2025 annual compliance review.
  - b. Develop and implement a written procedure for monitoring, identifying, and addressing delays in transition program processes that are within the Department's control.

**No longer applicable**—As of January 2023, the Department updated its transition program release criteria in Department policy and anticipates that these changes will address some delays in transition program processes that are within the Department's control. However, as discussed in Chapter 2 (see Pages 8 through 14), during our work on the 2024 Annual Compliance Review, we identified 9 inmates who were untimely released to the transition program in fiscal year 2023 due to factors within the Department's control such as untimely inmate classifications and delays in obtaining an inmate-signed transition program agreement. As a result, we made a new recommendation related to the transition program that encompasses and expands on this recommendation (see Chapter 2, page 14, Recommendation 1). Therefore, this recommendation is no longer applicable.

- c. Continue to work on automating the process for identifying inmates who may qualify for drug possession release and calculating their potential drug possession release dates.

**Implementation in process**—As of January 2024, the Department reported it has automated the process for identifying inmates who may qualify for drug possession release and calculating their potential drug possession release dates. We will test the Department's implementation of this recommendation during our 2025 annual compliance review.

## Sunset Factor 2: The extent to which the Department has met its statutory objective and purpose and the efficiency with which it has operated.

2. The Department should continue to work on automating the processes for identifying inmates who may qualify for or meet the drug transition and September 2021 standard transition program eligibility requirements.

**Implementation in process**—In September 2022, the Department finalized its automation of the process for identifying inmates who may qualify for or meet the September 2021 standard transition program eligibility requirements. As of January 2024, the Department reported it has also automated the process for identifying inmates who may qualify for the drug transition program and calculating their potential drug transition program release dates. We will test the Department's implementation of its automated processes during our 2025 annual compliance review.

3. The Department should evaluate and prioritize developing all ASET-required IT security policies based on its IT environment and mission. The Department should then use this information to guide its efforts to develop and implement written IT security procedures in line with ASET requirements and credible industry standards, focusing on the IT security areas with the highest security risks first.

**Implementation in process**—The Department has developed an internal IT technical manual that includes information on all State-required IT Security policy areas.<sup>53</sup> The Department indicated it is in the process of creating a written action plan that will list the steps required to implement the IT technical manual and help the Department prioritize the higher risk areas first. The Department is also beginning to develop detailed steps for each of the State-required IT areas including additional written procedures where necessary. The Department has not indicated when it will fully implement all State-required IT policy areas. We will further assess the Department's efforts to implement IT security policies and procedures during our 2025 annual compliance review.

4. The Department should create a written action plan for implementing Recommendation 3 that includes specific tasks, the status of those tasks, and their estimated completion dates, as well as a process for regularly reviewing and updating the plan based on its progress.

**Implementation in process**—See explanation for recommendation 3.

<sup>53</sup> Effective September 24, 2022, Laws 2022, Ch. 50, transferred the responsibility for State agency IT and data security oversight from the Arizona Department of Administration—Arizona Strategic Enterprise Technology Office to the Arizona Department of Homeland Security.

### Sunset Factor 3: The extent to which the Department serves the entire State rather than specific interests.

5. The Department should develop and implement revisions to its conflict-of-interest policy and procedures to help ensure compliance with State conflict-of-interest requirements and better align its policy and procedures with recommended practices, including (1) reminding Department employees at least annually to complete a new conflict-of-interest disclosure form when their circumstances change; (2) maintaining a special disclosure file of all required documentation, such as disclosures of substantial interest; and (3) documenting its process for remediating any disclosed conflicts of interests.

**Implementation in Process**—Although the Department indicated in its response to our 2021 sunset review report that it did not agree with the finding or plan to implement the recommendation (see Report 21-119, Agency Response), following a change in Department leadership in January 2023, it agreed to and began taking steps to implement this recommendation. Specifically, although the Department required employees to complete a conflict-of-interest disclosure form that includes an affirmative statement indicating if they do not have a conflict and a secondary employment form when they are hired, it did not follow recommended practices to remind its employees at least annually to submit new disclosure forms when their circumstances change. However, in February 2024, the Department sent a reminder to all staff regarding conflicts of interest and reported that it will send these reminder emails annually by the fifth business day of each calendar year. Further, Department policy requires the Department's procurement division to maintain a special disclosure file to document disclosures of substantial interest and remediate any disclosed conflicts of interest related to its procurement activities. However, the Department has not established policy requiring all staff substantial interest disclosures to be maintained in a special disclosure file or for remediating all disclosed conflicts of interest. We will continue to assess the Department's implementation of this recommendation during our 2025 annual compliance review.

### Sunset Factor 6: The extent to which the Department has been able to investigate and resolve complaints that are within its jurisdiction and the ability of the Department to timely investigate and resolve complaints within its jurisdiction.

6. The Department should establish a process for ensuring that the Department, including prison units, have complete and accurate formal inmate grievance information.

**Implementation in process**—As of June 2022, when we issued our initial follow-up report, the Department reported it expected to start using software to track and process inmate grievances, including monitoring compliance with its time frames for the various steps in its inmate grievance-handling process, such as the overall 120-day time frame for resolving grievances, by the end of September 2022. According to the Department, it implemented the new software at the end of September 2022. The Department has since trained its staff, who are responsible for handling inmate grievances, on the inmate grievance process and the new software. The Department reported that as of November 2023, it began conducting a review of the inmate grievance response process for quality assurance. As a result, we will assess the Department's implementation of its inmate grievance-handling process during our 2025 annual compliance review.

7. The Department should establish a centralized process to monitor compliance with its time frames for the various steps in its inmate grievance handling process, including the overall 120-day time frame for resolving grievances, to help identify and address potential issues related to processing inmate grievances within required time frames.

**Implementation in process**—See explanation for Recommendation 6.



## Arizona Department of Corrections, Rehabilitation and Reentry— Annual Compliance Review of Specific Statutory and Policy Requirements

### Initial follow-up report

A.R.S. §41-1610.02 requires our Office to annually review the Department's compliance with various programs, reporting requirements, policies, and other provisions related to the Department's rehabilitation of inmates and issue a report by September 1. Our July 2023 Arizona Department of Corrections, Rehabilitation, and Reentry annual compliance review found that the Department released 122 of 123 inmates we reviewed within earned release time frames but did not release some inmates 3 months early and did not comply with some reporting requirements; and between 31 and 51 percent of inmate enrollments in its self-improvement, education, and treatment programs ended in noncompletions, potentially impacting inmates' receipt of intended benefits. We made 10 recommendations to the Department and 1 recommendation to the Legislature, and their status in implementing the recommendations is as follows:

#### Status of 10 recommendations

Implemented	1
In process	6
No longer applicable	3

#### Status of 1 legislative recommendation

<b>Not implemented</b>	<b>1</b>
------------------------	----------

We will follow up with the Department on the status of the recommendations that have not yet been implemented as part of our 2025 annual compliance review, which is due by September 1, 2025.

### Chapter 1: Department released eligible inmates we reviewed consistent with statute with one exception, and has not complied with statutory reporting requirements

1. The Legislature should consider revising statute to specify how and/or to whom the Department should report or otherwise post or publish information to comply with the reporting requirements in A.R.S. §41-1604.07(P).

**Not implemented**—As of April 2024, the Legislature had not introduced legislation specifying how and/or to whom the Department should report or otherwise post or publish information to comply with the reporting requirements in A.R.S. §41-1604.07(P).

1. The Department should develop and implement periodic training for Department staff related to earned release credit program provisions and requirements to help ensure eligible inmates are released according to earned release credit requirements and time frames.

**Implementation in process**—As noted in Chapter 1 (see pages 4 through 7), the Department retained 1 inmate in prison approximately 1 month longer than the Department's calculated release date, and

according to the Department, its staff believed that the inmate was not eligible for release because the inmate had not met the functional literacy standard. This error occurred prior to the Department's efforts to implement this recommendation. To help ensure eligible inmates are released according to earned release credit requirements and time frames, the Department's time computation staff are required to undergo onboarding training and testing. Additionally, the Department's time computation staff holds monthly meetings to address any system updates or issues and questions staff might have regarding earned release credit calculations. Further, the Department began developing tutorials for prison facility staff related to time computation—for example, explaining the requirements for inmates to be eligible for the drug possession release earned release credits, and plans to begin publishing/distributing the tutorials by the end of calendar year 2024. We will further assess the Department's implementation of this recommendation during our 2025 annual compliance review.

2. The Department should review the reporting requirements outlined in A.R.S. §41-1604.07(P), determine the feasibility of the reporting requirements, and develop a process to compile and report the required information.

**Implementation in process**—Based on its review of the reporting requirements outlined in A.R.S. §41-1604.07(P), the Department determined it would develop a process to compile and report on all reporting requirements. At the beginning of 2024, the Department produced a report that included information for 17 of 22 statutory requirements related to drug possession earned release credits and the transition program and published the report to its website. In April 2024, the Department reported that it developed and began implementing processes for obtaining and reporting on the 5 remaining requirements and will work to incorporate those requirements into subsequent reports. We will further assess the Department's implementation of this recommendation during our 2025 annual compliance review.

3. If the Department deems some requirements are not feasible, work with the Legislature to develop reporting requirements that are feasible and determine to whom the information should be reported.

**No longer applicable**—As discussed in the explanation for Recommendation 2, the Department determined it will develop and produce reports that provide information related to all requirements outlined in A.R.S. §41-1604.07(P). Further, rather than determining to whom the information should be reported, the Department decided to publish the reports on its website, which is accessible to the public. Therefore, this recommendation is no longer applicable.

## Chapter 2: Department did not release to transition program one of 41 inmates we reviewed and did not release 8 of 41 inmates as required three months early due to factors in and out of its control, and did not comply with some reporting recommendations

4. The Department should continue its efforts to implement recommendation 1b from our Arizona Department of Corrections, Rehabilitation and Reentry—Sunset Review (Report 21-119), to help ensure eligible inmates are timely released 3 months early to the transition program, as statutorily required.<sup>54</sup>

**Implementation in process**—As discussed in Appendix C, as of January 2023, the Department updated its transition program release criteria in Department policy and anticipates that these changes will address some delays in transition program processes that are within the Department's control (see Appendix C, Recommendation 1b, page c-1). For example, the Department has implemented policies and procedures to allow inmates who do not have a home plan and/or have a misdemeanor on their record to be eligible for release to the transition program. The Department's policy aligns with statutory requirements that may help mitigate delays in an inmate's release. However, as noted in Chapter 2 (see pages 8 through

<sup>54</sup> This recommendation states that the Department should develop and implement a written procedure for monitoring, identifying, and addressing delays in transition program processes that are within the Department's control (see also our 30-month follow-up report on pages c-1 and c-2 for additional information related to the Department's efforts to implement this recommendation).



14), the Department either did not adhere to its established time frames for various processes, such as timely inmate classification, or does not have established time frames for other processes, such as timely obtaining an inmate-signed transition program agreement. We will further assess the Department's implementation of this recommendation during our 2025 annual compliance review.

5. The Department should comply with all reporting requirements for the transition program including timely distribution to required parties, annually reporting on the number of inmates who were on a waiting list to receive transition program services, and the number of participants who did not receive an early release under the transition program.

**Implementation in process**—As discussed in Chapter 5 (see pages 26 through 29), our review found the Department produced 2 transition program reports that met the statutory transition program reporting requirements in fiscal year 2023; however, it distributed the reports after the statutorily required deadlines. According to the Department, it has developed processes to help ensure timely distribution of future transition program reports. We will further assess the Department's implementation of this recommendation during our 2025 annual compliance review.

6. The Department should continue its efforts to update the transition program pamphlet and distribute the updated pamphlet with all transition program eligibility requirements and eliminate requirements that no longer apply.

**Implemented at 12 months**—As discussed in Chapter 2 (see pages 8 through 14), in February 2024, the Department revised and began distributing an updated pamphlet that contained information that complied with statute. In March 2024, we observed the updated pamphlet being distributed to inmates.

### Chapter 3: Between 31 and 51 percent of inmate enrollments in Department-offered programs ended in non-completion in fiscal year 2022, potentially resulting in inmates not receiving intended benefits

7. The Department should develop and implement a process to review enrollment, participation, and completion data for all self-improvement, education, and treatment programs for unexpected values in time frames and dates, and identify duplications, and then make corrections accordingly.

**No longer applicable**—In response to Recommendation 8 from our September 2021 performance audit report (Report 21-118), the Department developed and implemented Department Orders and technical manuals that require quality assurance coordinators to review monthly enrollment information for the COB program, Moderate SA Treatment program, Intensive SA Treatment program, and DUI Treatment program. This review requires monitoring of enrollments to identify those that extend for unexpectedly long time frames, as well as completion/end dates to identify enrollments with unexpectedly short time frames. However, this process does not incorporate other types of unexpected values we identified, such as duplicate enrollments. In addition, this process does not review enrollment data for other self-improvement, education, and treatment programs for which we also identified unexpected values. For example, as discussed in Chapter 4 (see pages 18 through 25), we found additional unexpected values during our 2024 Annual Compliance Review, such as inmates who were enrolled in and completed a program but then were re-enrolled in the same program and did not complete the program. As a result, we made a new recommendation related to the unexpected values we found that encompasses this recommendation (see Chapter 4, page 25, Recommendation 7) as well as the recommendation we made in our 2021 performance audit report (Report 21-118) (see Appendix B, pages b-4 and b-5, Recommendation 7). Therefore, this recommendation is no longer applicable.

8. The Department should, in conjunction with its efforts to implement Recommendation 8 from our September 2021 performance audit (Report 21-118), research the causes for unexpected values and use this information to make changes, as needed, to its enrollment, participation, and completion policies, guidance, and/or trainings or identify and implement system updates that are needed to prevent errors.

**No longer applicable**—As explained in Recommendation 7, the Department has developed and implemented a process to review monthly enrollment information for the COB program, the Moderate SA Treatment program, the Intensive SA Treatment program, and the DUI Treatment program. Although this process requires quality assurance coordinators to research the reasons behind individual unexpected time frames and completion/end dates, more time is needed for the Department to identify potential patterns in data errors and implement appropriate solutions that would result in less data errors. Further, as discussed in Chapter 4 (see pages 18 through 25), we found additional unexpected values during our 2024 Annual Compliance Review, such as inmates who were enrolled in and completed a program but then were re-enrolled in the same program and did not complete the program. As a result, we made a new recommendation related to the unexpected values we found that encompasses this recommendation (see Chapter 4 page 25 Recommendation 7) as well as the recommendation we made in our 2021 performance audit report (Report 21-118) (see Appendix B, page b-5, Recommendation 8). Therefore, this recommendation is no longer applicable.

## Chapter 4: Department has no Department Orders regarding industry-recommended reporting guidelines but said it sees potential value in developing them

9. The Department should continue its efforts to develop and then implement Department Orders related to reporting guidelines. The Department Orders should address the reporting issues we included in this report (Report 23-103).

**Implementation in process**—The Department began developing but has not published and implemented Department Orders related to external reporting guidelines, including steps for division representatives and subject matter experts to review reports for accuracy and distribute reports based on statutory requirements. According to the Department, it plans to incorporate these steps into an existing Department Order but does not have an estimated completion date for doing so. Further, the Department has developed internal processes and procedures to ensure reports are published timely and contain required information. Specifically, as of January 2024, the Department developed a list of its external reports, such as monthly reports due to the Governor, Legislature, and other stakeholders, and Department management discusses the status of upcoming reports during executive meetings twice a month. We will further assess the Department's implementation of this recommendation during our 2025 annual compliance review.

## Chapter 5: Department's drug and alcohol treatment programs report did not comply with some statutory requirements and include it incorrect information, potentially impacting stakeholders' ability to make informed decisions

10. The Department should ensure that its annual drug and alcohol treatment program report complies with statutory requirements and includes correct information by developing a process to review the report for statutory compliance and that the correct information is included. This process could be developed in conjunction with the Department Orders related to reporting guidelines it develops and implements for Recommendation 9.

**Implementation in process**—The Department reformatted its annual drug and alcohol treatment program report in 2023 (see Appendix E, pages e-1 through e-15, for a copy of the Department's fiscal year 2023 drug and alcohol treatment program report). Additionally, as discussed in Chapter 5 (see pages 26 through 29), our review of its fiscal year 2023 report found it included all statutorily required information with 1 exception. Specifically, we determined that the treatment costs included in the report did not fully communicate total cost per offender as statutorily required. The Department reported it will expand on the cost information in its fiscal year 2024 report. In addition, the Department has developed a process to



review the report for statutory compliance and inclusion of the correct information. We will further assess the Department's implementation of this recommendation during our 2025 annual compliance review.



## Department’s annual drug and alcohol treatment report

The Department’s fiscal year 2023 annual drug and alcohol treatment report that it submitted to the Legislature, Governor, and Secretary of State according to A.R.S. §41-1604.14 is found on the next 14 pages.

# Arizona Department of Corrections Rehabilitation & Reentry

## *Drug and Alcohol Treatment Programs Annual Report*



Enhancing public safety across Arizona through modern, effective correctional practices and meaningful engagement.

Ryan Thornell, Ph.D., Director  
701 E. Jefferson St.  
Phoenix, AZ 85034

**#REIMAGININGCORRECTIONS**

## Table of Contents

- [1. Program Descriptions for the Currently Incarcerated](#)
- [2. Private Prison Programs](#)
- [3. Community Reentry Programs](#)
- [4. Current and Annual Program Enrollments \(Currently Incarcerated\)](#)
- [5. Current and Annual Program Enrollments \(Community Reentry\)](#)
- [6. Cost Per Offender \(Currently Incarcerated\)](#)
- [7. Cost Per Offender \(Community Reentry\)](#)
- [8. Program Providers](#)
- [9. Program Comparisons](#)

# Arizona Department of Corrections Rehabilitation & Reentry

The following information is submitted pursuant to Arizona Revised Statutes § 41-1604.14. A.R.S. § 41-1604.14 (A) mandates the department file an annual report by December 1 regarding all drug and alcohol treatment programs available to offenders under the jurisdiction of ADCRR.

## 1. Program Descriptions for the Currently Incarcerated

### Men in Recovery (A021 - Moderate Treatment)

*Locations: **Douglas** (Mohave, Eggers, Gila), **Eyman** (Cook, Meadows, Rynning), **Lewis** (Barchey, Stiner, Buckley), **Safford** (Fort Grant, Graham, Tonto), **Tucson** (Winchester, Whetstone, Santa Rita), **Winslow** (Apache, Kaibab, Coronado), **Yuma** (Cibola, LaPaz, Cheyenne, Dakota). **Private Prisons:** Kingman, Red Rock, Phoenix West, Marana*

#### Moderate Treatment: Three Month Program

Moderate Treatment is a state-funded substance abuse treatment program. Participants complete a total of ninety-six hours of treatment which is broken down into three months by meeting four days a week for two hours and fifteen minutes per session. The curriculum for this program is “Living in Balance” from Hazelden Publishing. “Living in Balance” is a research-based, flexible, practical, and user-friendly substance abuse treatment curriculum that helps clients address issues in lifestyle areas that may have been neglected during addiction. “Living in Balance” was developed by Danya International with funding from the National Institute on Drug Abuse (NIDA).

#### Moderate Treatment: Six Month Program

Moderate Treatment is a state-funded substance abuse treatment program. This program meets two times a week for two hours per session lasting for six months. This program provides the same number of treatment hours as the three-month program but meets two days a week instead of four. This program is provided primarily by department supervisors to meet the need at units where the incarcerated population is frequently off-site due to employment. The curriculum for this program is “Living in Balance” from Hazelden Publishing. “Living in Balance” is a research-based, flexible, practical, and user-friendly substance abuse treatment curriculum that helps clients address issues in lifestyle areas that may have been neglected during addiction. “Living in Balance” was developed by Danya International with funding from NIDA.

### Women in Recovery (A021 - Moderate Treatment)

*Locations: **Perryville** (Santa Cruz, San Carlos, Lumley)*

Women In Recovery is a state-funded substance abuse treatment program. Participants complete a total of ninety-six hours of treatment which is broken down into three months by meeting four days a week for two hours and fifteen minutes per session. The curriculum for this program is “Living in Balance” from Hazelden Publishing. “Living in Balance” is a research-based, flexible, practical, and user-friendly substance abuse treatment curriculum that helps clients address issues in lifestyle areas that may have been neglected during addiction.

# Arizona Department of Corrections Rehabilitation & Reentry

“Living in Balance” was developed by Danya International with funding from NIDA. In addition to the “Living in Balance” curriculum, “A Woman’s Addiction Workbook” by Lisa Najavits is utilized for gender specific issues.

## Intensive Outpatient Treatment

*Locations: **Private Prisons:** Kingman, Marana, Red Rock*

Intensive outpatient treatment is a state-funded substance abuse treatment program. This program meets four times a week for two hours per session lasting for six months. Clients complete two hundred hours of treatment. The curriculum for this program is “Living in Balance” from Hazelden Publishing. “Living in Balance” is a research-based, flexible, practical, and user-friendly substance abuse treatment curriculum that helps clients address issues in lifestyle areas that may have been neglected during addiction. “Living in Balance” was developed by Danya International with funding from NIDA.

## Residential Substance Abuse Treatment (A102 - Modified Therapeutic Community)

*Locations: **Lewis** (Bachman), **Tucson** (Manzanita)*

Residential Substance Abuse Treatment (RSAT) is a six month intensive treatment program geared toward substance abuse, mental health, and healing from trauma to develop prosocial behavior and life skills that will ensure inmates are prepared to live a successful life upon release. The RSAT combines four strategic treatment models (Cognitive Behavioral Therapy (CBT), Peer Support, Community as a Method, and Reentry Planning) and is based on the risk-needs and responsivity principles. Members live in a community with one another and are engaged in programs with Recovery Support Specialists and Licensed Substance Abuse Counselors for four hours a day. Additionally, members engage in homework, a small job that benefits the community, and other prosocial activities for four hours a day. These activities can include elective classes such as money management, ESCO Institute, HVAC, Veterans Group, The Art of Conflict Management, Customs of The World, Lifelong Health, and a small business class. One of the primary goals is to successfully prepare inmates with substance use disorders to reenter the community with the hope of reduced recidivism and increased public safety.

## Recovery Wellness Program (RSS)

*Locations: **Douglas** (Eggers, Mohave, Gila), **Lewis** (Bachman, RAST, Stiner), **Perryville** (San Carlos, Santa Cruz, Lumley, Piestewa, Santa Rosa), **Phoenix** (Aspen - Building F), **Safford** (Globe, Fort Grant, Tonto, Graham), **Tucson** (Winchester, Whetstone, Santa Rita, Cimmarron, Manzanita), **Winslow** (Kaibab, Apache, Coronado), **Yuma** (LaPaz, Cibola, Cheyenne)*

This peer support program includes two parts for programming. First, inmates receive a nine-day training allowing them to become certified by AHCCCS as Recovery Support Specialists. This provides the opportunity for inmates to enhance job skills and prepare them for behavioral health positions in the community. Once certified, they teach a seven and a half month long psychoeducational program to their peers. The curriculum consists of the following workbooks by Hazelden: Drug and Alcohol Education, Criminal & Addictive Thinking, Release & Reintegration, Socialization, and Relapse Prevention. Additionally, these individuals provide one-on-one peer mentoring to other inmates.

# Arizona Department of Corrections Rehabilitation & Reentry

## DUI Program (A011)

*Locations: **Perryville** (San Carlos), **Tucson** (Whetstone), **Yuma** (La Paz). **Private Prisons:** Kingman, Phoenix West*

The DUI Program is a licensed program by the Arizona Department of Health Services and incorporates the screening, education, and treatment required by statute for inmates that have been convicted of a DUI offense. Screening is completed utilizing alcohol and drug assessments required by the ADHS. DUI classes are held four days per week and last two hours. Participants enrolled will complete sixteen hours of DUI education which consists of the six “Flex Modules” by The Change Companies. There is a pretest and post-test to measure gains in knowledge about DUI, drug/alcohol consumption, and penalties. The modules cover the eleven knowledge areas listed in R9-20-109. DUI treatment is a minimum of twenty hours up to fifty-six hours based on the severity of addiction diagnosis, criminal history, and current assessments. Most inmates incarcerated at ADCRR have numerous DUI arrests and will be eligible for the entire fifty-six hours of treatment. Treatment consists of twelve modules from the “Living in Balance” curriculum on a variety of topics including triggers, emotions and behaviors, social interactions, and relapse prevention. As each section of the program is completed it is entered into the MVD portal to assist the inmate in regaining their driving privileges. Female participants also incorporate “Women in Recovery: Understanding Addiction” by Stephanie Covington as a supplement to the normal curriculum to address gender specific issues with alcohol and drug abuse.

## Medication-Assisted Treatment (MAT)

*Locations: Services began summer of 2023, anticipated services expected to be available at all ADCRR prisons and private prisons in early 2024.*

Medication-assisted treatment (MAT) is the use of medications in combination with counseling and behavioral therapies. This type of treatment is effective when addressing opioid use disorders (OUD) and can assist individuals to sustain recovery. Buprenorphine, methadone, and naltrexone are used to treat OUD from short-acting opioids such as heroin, morphine, and codeine, as well as semi-synthetic opioids like oxycodone and hydrocodone. Considered the “gold-standard” of treatment, medications for opioid use disorder (MOUD) are an evidence-based treatment for individuals suffering from OUD. Counseling and behavioral therapies may be an important part of treatment alongside medications; however, they are effective by themselves. Medications are also used to relieve cravings, withdrawal symptoms, and block the euphoric effects of opioids. These medications do not “cure” the disorder, but rather improve safety and prevent withdrawal symptoms which can lead to relapse or continued drug use.

## New Program Offerings in FY 2024

### Outpatient (A302- OP)

*Locations: Statewide*

Outpatient treatment is a state-funded substance abuse treatment program. This offering will be provided to clients based on the counselor’s assessment on the level of care necessary. Participants will complete twelve

# Arizona Department of Corrections Rehabilitation & Reentry

hours of treatment, meeting once a week for one hour per session for three months. The curriculum for this program is “Living in Balance” from Hazelden Publishing. “Living in Balance” is a research-based, flexible, practical, and user-friendly substance abuse treatment curriculum that helps clients address issues in lifestyle areas that may have been neglected during addiction. “Living in Balance” was developed by Danya International with funding from NIDA.

## Mental Health Groups

Locations: **Perryville** (Lumley), **Phoenix** (Aspen Unit, King Ward, George Ward), **Tucson** (Rincon)

Counseling and treatment services began providing psychoeducation substance abuse groups for serious mental illness (SMI) clients living in mental health housing locations. This program meets one time a week for one hour per session and is an open group, allowing clients to participate as needed. The curriculum for this program utilizes the “New Direction” workbooks from Hazelden Publishing and focuses on co-occurring disorders.

## 2. Private Prison Programs

Program descriptions listed above for courses such as *Moderate Treatment* and *DUI* apply to our partners in the private prisons as well. Additional information relevant to the private prison programs are listed below.

### Kingman

This facility provides DUI treatment and Moderate Treatment as listed above. Additionally, they offer substance abuse education, relapse prevention, impulse control, and Alcoholics Anonymous (AA) and Narcotics Anonymous (NA) services; however, these are not provided by licensed counselors. The Kingman Facility has faced challenges with staffing due to their remote location. For moderate treatment needs staff at this facility utilize the Residential Drug Abuse Program (RDAP), a cognitive-behavioral treatment program. DUI treatment incorporates *Criminal Conduct & Substance Abuse Treatment Strategies for Self-Improvement and Change* along with *Pathway to Responsible Living* which are also cognitive-behavioral programs.

### Red Rock

This facility provides moderate and intensive treatment with four active counselors and one supervisor. Due to difficulty finding licensed staff they have an outside licensed provider that provides clinical oversight once a week to meet requirements such as signing off on treatment records. For moderate treatment needs staff at this facility utilize the Residential Drug Abuse Program (RDAP), a cognitive-behavioral treatment program.

### Phoenix West

This facility provides DUI Treatment and Moderate Treatment. Phoenix West utilizes “Living In Balance” for moderate treatment, the same curriculum used by ADCRR for substance abuse treatment.

### Marana

This facility provides moderate and intensive treatment. Their group size has remained small since the COVID-19 pandemic and more groups have been offered to offset the decline in services provided. Their additional groups have also allowed them to accommodate the various working schedules of participating inmates. Marana uses



# Arizona Department of Corrections Rehabilitation & Reentry

“Living In Balance” for both moderate and intensive treatment, the same curriculum used by ADCRR for substance abuse treatment.

The contract for this facility expires at the end of 2023. Inmates at this facility will be able to continue their treatment upon relocation at another complex.

## **La Palma**

This facility faced difficulties upon startup but has now acquired licensure and recently hired substance abuse counseling staff.

## **Central Arizona Correctional Facility (CACF)**

This facility provides substance abuse education only and is provided by a non-licensed counselor. It should be noted that they also offer a sex offender treatment program where most of their clinical efforts are focused.

## **3. Community Reentry Programs**

### **Maricopa Reentry Center (MRC)**

The MRC aims to facilitate successful community reintegration of formerly incarcerated individuals under their supervision by providing critical programs and services. MRC offers substance abuse treatment, cognitive classes, employment assistance, life skills training, and sanctions as an alternative to reincarceration for those who violated their supervision terms. Essential MRC programs include a 21-day Motivational Enhancement Program with restriction and psychoeducation for violators and a 45-day intensive substance abuse treatment program utilizing evidence-based curriculums. MRC partners with organizations like the Arizona Department of Economic Security, faith-based programs, and 12-step programs to provide structure and supervision to ensure individuals successfully complete their community supervision period.

### **Pima Reentry Center (PRC)**

The Pima Reentry Center, established in 2012, provides supervision, structure, and substance abuse treatment as an alternative to re-incarceration for justice-involved individuals violating their supervision terms in Pima County, Arizona. Programs include a 21-day Motivational Enhancement Program with restriction and psychoeducation for violators and a 90-day intensive substance abuse treatment program using evidence-based curriculums. Additional services incorporate employment classes, peer support, prosocial activities, counseling, meditation, gardening, and 12-step programs. The goal is to reduce revocations through swift, certain, and fair intervention when violations occur. The target population is comprised of high-risk/high-need persons under supervision who are in need of behavioral intervention.

### **Residential Community Behavioral Modification (RCBM) Program**

The RCBM Program is a 90-day, 3-phase reentry program for parolees struggling with substance abuse. It focuses on recovery, abstinence from all mind-altering substances, and views relapsing as a learning opportunity. RCBM provides evidence-based group therapy, individual counseling, case management, housing, meals, activities, resources, and incentive programs. Phase 1 involves 15 hours of counseling on life skills and coping mechanisms along with case management for benefits and workforce development. Phase 2 includes 9

# Arizona Department of Corrections Rehabilitation & Reentry

counseling hours on overcoming stressors and balancing independence, plus case management for aftercare and housing. Phase 3 consists of 6 counseling hours on stressors and relapse prevention, case management, and requires employment. The goal is to assist clients with successful reentry and continued recovery from substance abuse.

## **Community Accountability Program (CAP)**

CAP is a post-release program funded by the state spirit tax and delivered through contracted services, previously a legislative program that expired in 2013. CAP provides cognitive behavioral-based counseling with enhanced accountability through electronic monitoring services like GPS and transdermal alcohol detection. It is used as a proactive case management intervention strategy by ADCRR to assist individuals needing cognitive restructuring/treatment and oversight due to criminogenic behaviors and factors. The program aims to provide enhanced community supervision and management for higher-risk individuals released from incarceration. The current statewide CAP contract is held by Prodigy Healthcare.

## **Transition Program**

Transition Program funding was established in 2003 for reentry programming to non-DUI offenders. This program stipulates that ADCRR contract with a private or nonprofit entity to provide eligible offenders transitional services. Inmates who are deemed eligible receive an early supervised release of up to 90 days to complete the program. The current contract is held by Sage Counseling Inc.

## **Northern Arizona Substance Abuse Services**

This program was implemented to provide outpatient substance abuse treatment to offenders who live in Coconino, Mohave, and Yavapai counties. It was created due to a lack of resources in those areas. Resources have since increased and the program ended on June 30, 2023.

# Arizona Department of Corrections Rehabilitation & Reentry

## 4. Current and Annual Program Enrollments *Currently Incarcerated*

Snapshot of Current Program Enrollments (as of 10/31/2023)	ADCRR	Sage	Kingman	Red Rock	Phoenix West	Marana	La Palma	CACF	Florence West	Total
DUI	57	0	15	0	15	0	0	0	0	87
Outpatient	59	0	0	0	0	0	0	0	0	59
Moderate Treatment	110	77	57	65	26	37	0	0	0	372
Intensive Treatment	0	0	43	49	0	20	0	0	0	112
Therapeutic Community	146	0	0	0	0	0	0	0	0	146
<b>Total</b>	<b>372</b>	<b>77</b>	<b>115</b>	<b>114</b>	<b>41</b>	<b>57</b>	<b>0</b>	<b>0</b>	<b>0</b>	<b>776</b>
<b>MAT Services</b>	<b>2877</b>	<b>0</b>	<b>0</b>	<b>0</b>	<b>0</b>	<b>0</b>	<b>0</b>	<b>0</b>	<b>0</b>	<b>2877</b>

**Note:** Clients receiving MAT services are offered counseling as part of their MAT services. These clients are enrolled into the various programs noted throughout the report based on the level of care determined by clinical staff. There is overlap with the enrollment for MAT services and the substance abuse treatment enrollments, and they are listed separately here for transparency.

FY 23 Annual Program Enrollments	ADCRR	Sage	Kingman	Red Rock	Phoenix West	Marana	La Palma	CACF	Florence West	Total
DUI	137	0	51	0	0	0	0	0	0	188
Moderate Treatment	977	221	230	127	52	70	0	0	0	1677
Intensive Treatment	27	0	0	97	0	27	0	0	0	151
Therapeutic Community	228	0	0	0	0	0	0	0	0	228
<b>Total</b>	<b>1590</b>	<b>0</b>	<b>281</b>	<b>224</b>	<b>52</b>	<b>97</b>	<b>0</b>	<b>0</b>	<b>0</b>	<b>2244</b>
<b>MAT Services</b>	<b>32</b>	<b>0</b>	<b>0</b>	<b>0</b>	<b>0</b>	<b>0</b>	<b>0</b>	<b>0</b>	<b>0</b>	<b>32</b>

**Note:** MAT services had not been initiated at the private prisons in FY 2023. Under twenty clients receiving MAT services have transferred to the private prisons since the roll out in June of 2023. The naltrexone medication was distributed at these sites.

# Arizona Department of Corrections Rehabilitation & Reentry

## 5. Current and Annual Program Enrollments *Community Reentry*

Community Reentry Annual Program Enrollments	Type of Addiction Treatment Offered	Enrolled as of 6/30/23	Enrolled in Treatment in FY 23
Transition Program (Statewide)	Outpatient Treatment	1024	4153
Northern Arizona SA Services	Outpatient Treatment	12	40
Residential Community Behavioral Modification (RCBM - Maricopa County)	Residential Treatment	274	465
Maricopa Reentry Center (MRC)	Intensive Outpatient	24	75
Pima Reentry Center (PRC)	Intensive Outpatient	25	100
Community Accountability Program (CAP)	Moral Reconation Therapy (MRT)	510	568

# Arizona Department of Corrections Rehabilitation & Reentry

## 6. Cost Per Offender Currently Incarcerated

Location	Cost Per Treatment Hour	Funding Source
<b>ADCRR (Statewide)</b>	\$74.97	ADCRR Lump Sum Appropriation (General Fund) and Non-Appropriated Fund (Federal Grant Fund - 2000)
<b>Sage Contractors (Statewide)</b>	\$192.47	SLI Fund (legislation appointed)
<b>Kingman (The GEO Group)</b>	\$37.47	ADCRR Private Prison Appropriation - Special Line Item (General Fund and Corrections Fund - 2088)
<b>Red Rock (Core Civic)</b>	\$64.74	ADCRR Private Prison Appropriation - Special Line Item (General Fund and Corrections Fund - 2088)
<b>Phoenix West (The GEO group)</b>	\$42.82	ADCRR Private Prison Appropriation - Special Line Item (General Fund and Corrections Fund - 2088 & Penitentiary Land Fund - 3140)
<b>Marana* (Management and Training Corporation)</b>	\$21.58	ADCRR Private Prison Appropriation - Special Line Item (General Fund and Corrections Fund - 2088)

### Notes:

1. Marana's contract with ADCRR expires 12/31/2023 and will not be renewed.
2. MAT services are not included in this hourly rate.

# Arizona Department of Corrections Rehabilitation & Reentry

## 7. Cost Per Offender Community Reentry

Program	Cost Per Treatment Hour	Funding Source
Maricopa Reentry Center (MRC)	\$33.15	ADCRR Lump Sum Appropriation (General Fund - 2204) and Non-Appropriated Funds (Community Corrections Enhancement Fund - 2395 and DOC Revolving Fund - 2515)
Pima Reentry Center (PRC)	\$19.80	ADCRR Lump Sum Appropriation (General Fund - 2204) and Non-Appropriated Funds (Community Corrections Enhancement Fund - 2395 and DOC Revolving Fund - 2515)
Community Accountability Program (CAP)	\$13.50	ADCRR Non-Appropriated Fund (DOC Revolving Fund - 2515)
Northern Arizona Substance Abuse Services	\$25.00	ADCRR Lump Sum Appropriation (General Fund) and Non-Appropriated Fund (DOC Revolving Fund - 2515)
Transition Program	\$9.25	ADCRR Lump Sum Appropriation (General Fund and Transition Program Fund - 2379)

### Notes

1. CAP also provides individual therapy at a rate of \$55/hour.
2. The contract provider for the Transition Program, Sage Counseling Inc., also has an initial assessment fee of \$75.00 and charges \$13.00 per quarter hour for case management services.

# Arizona Department of Corrections Rehabilitation & Reentry

## 8. Program Providers

Program	Providers
Moderate Treatment	ADCRR counselors, Sage contracted counselors, Kingman counselors, Red Rock counselors, Phoenix West counselors, Marana
Intensive Treatment	Kingman, Marana, Red Rock counselors, Marana
RSAT	ADCRR counselors
RSS	ADCRR staff oversight, inmate led program
DUI	ADCRR counselors, Kingman and Phoenix West counselors
Outpatient	ADCRR counselors
Mental Health Psychoeducation	ADCRR counselors
MRC	ADCRR counselors
PRC	ADCRR counselors
RCBM	Old Pueblo Community Services, Aviam Care
CAP	Prodigy Healthcare
Transition Program	Sage Counseling
Northern Arizona Substance Abuse Services	Sage Counseling
MAT	NaphCare providers

# Arizona Department of Corrections Rehabilitation & Reentry

## 9. Program Comparisons

Agency	Services Provided
ADCRR	DUI, MAT, Moderate Treatment, Residential Substance Abuse Treatment, Peer Support, MAT, Co-occurring Disorder Treatment for SMI clients
Private Prisons	DUI, Moderate Treatment, Intensive Treatment, MAT (on a limited basis)
Community Reentry or Parole	Intensive Treatment, Transition Program, other programs available in community by client request.





## Scope and methodology

The Arizona Auditor General has conducted a review of the Department's compliance in several areas pursuant to A.R.S. §41-1610.02.<sup>55</sup>

We used various methods to meet the review's objectives. These methods included reviewing State statutes, Department Orders, and other Department documentation; interviewing Department staff; and reviewing Department-provided data on inmates released or who were enrolled in a program during fiscal year 2023. In addition, we used the following specific methods to meet the objectives:

- To review the Department's compliance with statutory requirements related to earned release credits, we reviewed inmate information in the Department's ACIS system for a stratified random sample of 80 of 11,232 inmates who were released under earned release credit programs in fiscal year 2023, including sentence length, sentence beginning dates, and number of jail credits, to assess whether the Department followed its processes for identifying eligible inmates and calculating earned release credits.<sup>56</sup>
- To review the Department's compliance with the inmate transition program's eligibility, release, contracting, reporting, and notification requirements, we:
  - Observed the distribution of the Department's transition program information pamphlet to inmates at the Department's Alhambra and Perryville prison units.
  - Reviewed inmate information in the Department's ACIS system and other documentation related to transition program eligibility, such as inmates' signed transition program agreements.<sup>57</sup>
  - Reviewed the Department's transition program provision materials, such as offender attendance records, discharge reports, and Department referrals to its contracted entity for a random sample of 4 of 46 inmates who were released to the transition program in fiscal year 2023

<sup>55</sup> We are required to conduct this review annually. This second review generally reviewed Department data and processes for fiscal year 2023.

<sup>56</sup> We received a data file from the Department that included information on 14,188 inmates who were released from prison during fiscal year 2023. We conducted various reliability tests on the data and determined it was sufficiently reliable for our compliance review purposes. However, we removed 166 inmates from the data for several reasons, such as death and home arrest, and used only the initial release date for inmates who were released more than once during fiscal year 2023. We also excluded 2,078 inmates who the Department identified as released to the transition program prior to January 23, 2023 during fiscal year 2023. This resulted in an unduplicated count of 11,232 inmates released during fiscal year 2023. We reviewed a stratified random sample of 5 of 197 inmates the Department identified as released under Drug Possession Release, 22 of 9,035 inmates the Department identified as released under Truth-in-Sentencing, 5 of 47 inmates the Department identified as released under New Code, and 48 of 1,953 inmates the Department identified as released to the transition program. As noted in Chapter 1, the 80 inmates included 8 inmates who were not eligible for earned release credits and were required to serve the full term of imprisonment imposed by the court (see Chapter 1, page 6, footnote 12, for additional information).

<sup>57</sup> We mostly reviewed inmates who were released on or after January 23, 2023, to the transition program because Department changes to Department Order 1002, effective on January 22, 2023, eliminated requirements for (1) inmates to have an approved home plan to be released to the transition program and (2) the Department to not release inmates with misdemeanor detainers to the transition program (see Chapter 2 of our July 2023 Special Report for additional information). Of the 46 of 1,953 inmates we sampled for our review who were released to the transition program, 44 inmates were released on or after January 23, 2023.

- Reviewed inmate documentation related to victim notification for a random sample of 3 of 63 inmates who were released to the transition program on or after January 23, 2023 in fiscal year 2023.<sup>58</sup>
- Reviewed the Department's fiscal year 2023 reports related to the transition program.
- To review the Department's compliance with earned release credit reporting requirements, we reviewed the Department's fiscal year 2023 and fiscal year 2024 quarterly reports.
- To compile and analyze information on inmates' enrollment, participation in, and completion of rehabilitative, self-improvement, and treatment programs provided by the Department, we obtained and reviewed Department-provided enrollment data for all inmates who enrolled in self-improvement, education, and treatment major programs during fiscal year 2023, and data on the participation or completion status for each enrollment as of November 30, 2023.<sup>59</sup>
  - To assess the accuracy of the Department's major program enrollment data, we randomly selected major program enrollments from Department-provided data with unexpected values and reviewed the Department's ACIS records related to those major program enrollments to identify any information to resolve the unexpected values in the data.<sup>60</sup>
  - To account for re-enrollments (instances of the same inmate taking the same major program again after not completing the major program on their first attempt), we counted only whether an inmate eventually completed the major program after 1 or more attempts or was still participating as of November 30, 2023 (see Table 2 on page 20).<sup>61</sup>
  - To compare fiscal year 2022 major programming data rather than all program enrollment data as reported in our July 2023 Special Report, we identified the approximately 22,450 (18,100 unique) major program enrollments out of the approximately 39,800 (33,550 unique) total enrollments by using the major program name and type.
  - To assess reasons for major program noncompletions, we reviewed all major program enrollments from Department-provided data for fiscal years 2022 and 2023.
- To determine whether the Department had developed and implemented policies related to industry-recommended reporting guidelines and for producing statutorily-required reports, we met with Department staff to assess progress in developing these policies and reviewed draft Department Orders.
- To review the Department's compliance with statutory reporting requirements related to drug and alcohol treatment programs, we reviewed the Department's fiscal year 2023 drug and alcohol treatment programs report and an email to demonstrating that the report was sent to the appropriate officials.

<sup>58</sup> We also reviewed inmate documentation related to victim notification for 3 randomly selected inmates of 495 inmates who were not released to the transition program during fiscal year 2023.

<sup>59</sup> We conducted various reliability tests of the data, such as identifying duplicate entries, inconsistent dates, and unexpected time frame values and status descriptions. Although we identified some data discrepancies (see Chapter 4, page 24, footnote 34), these discrepancies affected approximately 7 percent of the total major program enrollments, so we determined the data to be sufficiently reliable for our purposes of reporting major program enrollments, participation, and completion.

<sup>60</sup> We received Department data for approximately 29,000 major program enrollments and identified approximately 7,000 major program enrollments with data discrepancies, including unexpected values in the completion date, the noncompletion date, the enrollment status, or the length of enrollment. Within those 7,000 major program enrollments with data discrepancies, we randomly selected a sample of 78 major program enrollments with different unexpected values. We also reviewed 15 major program enrollments out of the approximate 22,000 major program enrollments that we determined did not have an unexpected value to research and discuss with Department staff. Based on the results of our research, we were able to include approximately 5,000 of the major program enrollments with data discrepancies with some data cleanup; however, we eliminated approximately 2,000 of the enrollments with data discrepancies because we could not determine whether the major program enrollment resulted in a completion or we determined the enrollment was entered in error. This resulted in 26,815 major program enrollments reviewed.

<sup>61</sup> Out of the 26,815 major program enrollments determined to be sufficiently accurate for analysis purposes, there were 4,777 re-enrollment occurrences. When reporting the unique major program enrollment counts, only the eventual completion, noncompletion, or still participating status was reported. This resulted in 22,038 unique major program enrollments.

We selected our samples to provide sufficient evidence to support our findings, conclusions, and recommendations. Unless otherwise noted, the results of our testing using these samples were not intended to be projected to the entire population.

We express our appreciation to the Arizona Department of Corrections, Rehabilitation and Reentry Director and staff for their cooperation and assistance throughout the audit.

# DEPARTMENT RESPONSE



KATIE HOBBS  
GOVERNOR

# Arizona Department of Corrections Rehabilitation & Reentry

701 E. Jefferson St.  
Phoenix, Arizona 85034  
(602) 542-5497  
[corrections.az.gov](http://corrections.az.gov)



RYAN THORNELL  
DIRECTOR

June 18, 2024

Lindsey Perry, CPA, CFE  
Auditor General  
2910 N. 44th Street, Suite 410  
Phoenix, AZ 85018-7271

Dear Ms. Perry:

Attached is the Arizona Department of Corrections, Rehabilitation and Reentry's response to the Arizona Department of Corrections, Rehabilitation & Reentry's Annual Compliance Review of Specific Statutory and Policy Requirements pursuant to Arizona Revised Statutes §41-1610.02.

Thank you for the opportunity to respond. If you have any questions, please do not hesitate to contact my office.

Thank you,

A handwritten signature in black ink, appearing to read "Ryan Thornell".

Ryan Thornell, Ph.D.

Director

**Chapter 2:** Department complied with some transition program provisions but did not release or untimely released some inmates we reviewed

**Recommendation 1:** The Department should, in conjunction with recommendation 1b from our September 2021 performance audit and sunset review, continue to monitor, identify, and address delays in processes that are within the Department's control that delay inmate transition program releases. These efforts should include addressing:

**Recommendation 1a:** Untimely inmate classification.

Department response: The finding of the Auditor General is agreed to and the audit recommendation will be implemented.

Response explanation: Direction will be provided to the intake facility classification staff (COIII's, COIV's and Deputy Wardens) that inmates identified as having less than 6 months to serve shall be marked as priority processing. If a classification for any inmate is delayed or expected to take longer than is required by policy, then a detailed explanation of the delay under the Classification Case Note type. The note shall include the steps taken to remedy the delay as well as the expected completion date. The department will incorporate into Department Order 801 Inmate Classification the above mentioned solution. Proposed email subject line for priority inmate:

Recipients

---

Priority Classification/Fast Track 369008 - Boswell

---

**Recommendation 1b:** Delays in obtaining signed transition program agreements.

Department response: The finding of the Auditor General is agreed to and the audit recommendation will be implemented.

Response explanation: Changes have been proposed to the Department Order 1001 Inmate Release System for identified fast track inmates and the requirement of the COIII to meet with the inmate to obtain the signed transition agreement forms. This meeting with the inmate shall take place within two workdays of the inmate arriving into a reception facility. The proposed changes were submitted on March 8th, 2024 to the policy unit for formatting and processing. TCU will continue to reach out to the COIII's when transition agreements are not completed. TCU is exploring developing scripts to be used in the current release tracking google sheet that will trigger emails to various stakeholders regarding pending items for inmates identified as fast trackers.

**Recommendation 1c:** Untimely transition program approval.

Department response: The finding of the Auditor General is agreed to and the audit recommendation will be implemented.

Response explanation: Refer to responses provided in 1a and 1b

**Recommendation 1d:** Delays in approving post-release placement.

Department response: The finding of the Auditor General is agreed to, and the recommendation will be implemented.

Response explanation: Two inmates had their homeplans submitted right when or before the policy change went into effect that allowed a homeless release. One of the inmates had a homeplan that was submitted on 01/13/2023 which was prior to the policy change allowing for a homeless release. The homeplan was then approved on 01/31/2023. The inmate was released 02/03/2024. The 2nd inmate had a halfway house homeplan submitted on 01/26/2023 and approved on 02/07/2023. The inmate was released on 02/10/2023.

Based on the policy change to allow homeless releases for Transition that has been implemented, it is our position that this deficiency has been considerably mitigated. The department will continue to monitor and provide direction to staff as needed.

**Chapter 3:** Department did not timely notify a victim of an inmate's early release in accordance with statute or notify victims of 20-day time frame to object to a release, potentially impacting the victim's ability to object to an inmate's early release

**Recommendation 2:** The Department should send victims of inmates who are scheduled to be released early to the transition program a notification of the planned early release at least 20 days prior to the inmate's scheduled release pursuant to A.R.S. §31- 281(B)(4).

Department response: The finding of the Auditor General is agreed to and the audit recommendation will be implemented.

Response explanation: DO1001 Inmate Release System, 5.0 Release Procedures - Institutions, was reviewed and changes were proposed to include a new policy addition (5.3.5.4) that states if a victim has opted in for notification pursuant to DO526 Victim Services, Victim Services shall be notified of the Transition approval and projected Transition release date prior to 20 calendar days. If the Transition Release date is within 20 calendar days, Victim Services shall be notified of the approval immediately and an adjusted date will be provided. Once Victim Services has received notification of transition program eligibility, a letter will be sent to the opted-in victim(s).

**Recommendation 3:** The Department should revise Department Order 1002 to release inmates early to the transition program only after a victim that has requested notification is provided notice and a 20-day opportunity to be heard and potentially object to the release pursuant to A.R.S. §31-281(B)(4).

Department response: The finding of the Auditor General is agreed to and the audit recommendation will be implemented.

Response explanation: Department Order 1002 (DO1002) Inmate Release Eligibility System was updated effective 11/26/2023, Section 8.3.5 (8.3.5.3) to reflect the requirement of the 20 calendar day notification time frame.

**Recommendation 4:** The Department should update its post-conviction notice letter to inform victims of the 20-day time frame to object to an inmate's early release to the transition program after receiving the Department's final release notification.

Department response: The finding of the Auditor General is agreed to and the audit recommendation will be implemented.

Response explanation: The Office of Victim Services agrees with the recommendation; release notifications to victims regarding the Transition Program will be updated to reflect the statutory language regarding the 20 day time frame in which to respond and object.

**Chapter 4:** Approximately 60 percent of inmate enrollments in Department-offered major programs ended in a completion in fiscal year 2023, representing a slight improvement from fiscal year 2022, but many enrollments still resulted in a noncompletion

**Recommendation 5:** The Department should, in conjunction with Recommendation 4 from our September 2021 performance audit, continue to implement its process for approving transfers of inmates enrolled in major programs, assess whether this process helps to reduce program noncompletions due to inmate transfers, and make further changes to the process to reduce noncompletions as needed.

Department response: The finding of the Auditor General is agreed to and the audit recommendation will be implemented.

Response explanation: The Education, Programming, and Community Reentry team will collaborate with the Population Management staff to minimize the transfer of inmates enrolled in major programs. This effort aims to reduce the rate of program non-completions resulting from inmate transfers. We will continuously evaluate and refine these processes to ensure their effectiveness in reducing non-completions.

**Recommendation 6:** The Department should, in conjunction with Recommendations 3 and 7 from our September 2021 performance audit, continue to develop and implement documented processes for all major programs to use enrollment data to:

**Recommendation 6a:** Monitor major program enrollments, completions, and noncompletions by prison/prison unit, both overall and by reason for noncompletion.

Department response: The finding of the Auditor General is agreed to and the audit recommendation will be implemented.

Response explanation: In alignment with Recommendations 3 and 7 from our September 2021 performance audit, the Education, Programming, and Community Reentry team will continue to develop and implement documented processes for all major programs to effectively utilize enrollment data. Specifically, we will monitor major program enrollments, completions, and non-completions by prison and prison units. This monitoring will include a comprehensive analysis of non-completion reasons to ensure targeted improvements and enhanced program success rates.

**Recommendation 6b:** Research the causes for variation in major program noncompletions across prisons/prison units.

Department response: The finding of the Auditor General is agreed to and the audit recommendation will be implemented.

Response explanation: The Department will conduct a thorough investigation into the causes of variation in major program non-completions across different prisons and prison units.



**Recommendation 6c:** Use this information to make changes, as needed, to its major program enrollment policies, guidance, and/or trainings to help reduce noncompletions.

Department response: The finding of the Auditor General is agreed to and the audit recommendation will be implemented.

Response explanation: The Department will utilize the findings from our investigation into the causes of variation in major program non-completions to make necessary changes to our major program enrollment policies, guidance, and training.

**Recommendation 7:** The Department should, in conjunction with Recommendation 8 from our September 2021 performance audit and Recommendations 7 and 8 from our July 2023 Annual Compliance Review, continue to develop and implement a process to review enrollment, participation, and completion data for all major programs to:

**Recommendation 7a:** Monitor all major programs data for unexpected values in time frames and dates, as well as identify duplications and make corrections accordingly.

Department response: The finding of the Auditor General is agreed to and the audit recommendation will be implemented.

Response explanation: In alignment with Recommendation 8 from the September 2021 performance audit and Recommendations 7 and 8 from the July 2023 Annual Compliance Review, the Department will continue to develop and implement a robust process to review enrollment, participation, and completion data for all major programs. Specifically, we will: 1. Monitor Data for Unexpected Values: Implement systematic checks to identify and investigate any unexpected values in time frames and dates within program data. 2. Identify and Correct Duplications: Develop procedures to detect and rectify any duplications in the data, ensuring accuracy and integrity in the tracking of program metrics. 3. Enhance Data Review Processes: Regularly review and update the data review processes to ensure they remain effective and comprehensive, addressing any issues promptly. 4. Train Staff on Data Accuracy: Provide training for staff involved in data entry and review to enhance their ability to detect and correct errors, ensuring high-quality data management. 5. Utilize Technology Solutions: Leverage advanced technology and software solutions to assist in the monitoring and correction of data anomalies and duplications. By implementing these measures, the Department aims to maintain accurate and reliable data for all major programs, thereby enhancing the monitoring and reporting of enrollment, participation, and completion rates.

**Recommendation 7b:** Research the causes for these unexpected values and other identified unexpected values.

Department response: The finding of the Auditor General is agreed to and the audit recommendation will be implemented.

Response explanation: See response for 7a

**Recommendation 7c:** Use this information to make changes, as needed, to its major program enrollment policies, guidance, and/or trainings, or identify and implement system updates that are needed to prevent errors.

Department response: The finding of the Auditor General is agreed to and the audit recommendation will be implemented.

Response explanation: See response for 7a

