

Arizona Independent Redistricting Commission

REPORT HIGHLIGHTS SPECIAL AUDIT

Our Conclusion

The Arizona Independent Redistricting Commission (Commission) is established by the State Constitution to create congressional and legislative districts every 10 years. This special audit focused on all paid and accrued expenditures the Commission incurred during fiscal years 2011 and 2012, including a description of and the purpose for professional and outside services, travel, other operating expenses, capital equipment, and noncapital equipment. The Office of the Auditor General does not make any recommendations in this report.

Commission responsible for establishing congressional and legislative districts

The Arizona Independent Redistricting Commission (Commission) is responsible for establishing congressional and legislative districts in accordance with state and federal laws, including the U.S. Voting Rights Act. The State Constitution requires the Commission to create a map with districts of equal population in a grid-like pattern. Adjustments to the grid map shall be made, to the extent practicable, to create districts that are geographically compact and contiguous, respect communities of interest, use visible geographic features, and favor competitive districts.

The Commission contracted with two attorneys to aid in the redistricting process, procured the services of a mapping consultant, and purchased mapping software. The Commission also hired an executive director and other staff to manage the Commission's administrative tasks, including organizing the public hearings to gather input on the redistricting process. The Commission's total expenditures for this process were \$4,259,224 during fiscal years 2011 and 2012, combined as categorized in the table below.

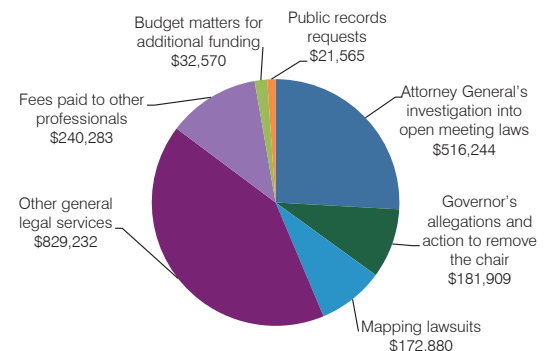
Summary of Commission's expenditures Fiscal years 2011 and 2012

Expenditures	Total	Percentage of Total
Legal fees	\$1,994,683	47%
Mapping consultant services and software	921,327	22
Public hearings and commission meetings	446,049	10
Other operating costs	897,165	21
Total expenditures	<u>\$4,259,224</u>	<u>100%</u>

Legal fees were the largest single component of Commission's expenditures

The Commission contracted with two law firms to provide general legal services that included meeting attendance, advisement on laws and the execution of contracts, and, as applicable, litigation of matters affecting the Commission. The Commission also contracted with additional law firms to (1) represent three of the commissioners in response to the Attorney General's investigation into potential open meeting law violations and (2) represent the commissioners in relation to the Governor's allegations against them and action to remove the chair.

Legal fees by category totaling \$1,994,683 Fiscal years 2011 and 2012



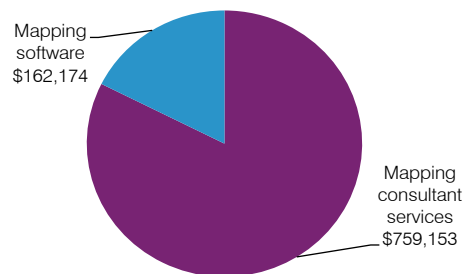
2012

Fiscal Years 2011 and 2012

Commission's use of mapping consultant and software helped create district maps

The Commission contracted with a mapping consultant and purchased specialized mapping software to assist with the creation of the congressional and legislative district maps. The consultant worked in collaboration with and at the direction of the Commission by assembling a redistricting database and training the Commission on its use, providing training with the mapping software, attending commission meetings and public hearings, and providing other services as required in the contract or as the Commission requested. The Commission also purchased Maptitude and Maptitude Online, specialized mapping software for use by the commissioners, mapping consultant, and the public.

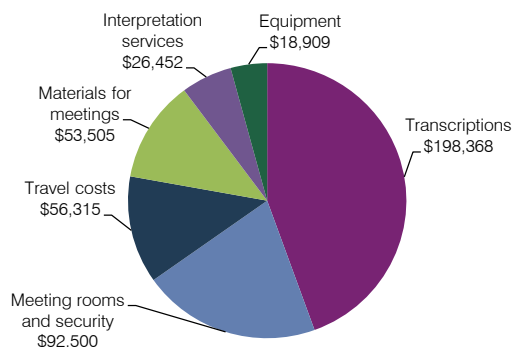
Mapping consultant services and software costs totaling \$921,327
Fiscal years 2011 and 2012



Public hearings and commission meetings allowed for public input on redistricting process

In July and August 2011, the Commission conducted an initial round of public hearings in 22 Arizona cities to gather input from members of the public about redistricting matters. In October and November 2011, a second round of public hearings was held in 27 Arizona cities to present the redistricting maps and obtain further public comment. The Commission also conducted commission meetings to address business matters such as hiring staff, discussing budget matters, contracting for services, calling for public comment, and considering all of the analyses and public input in order to adopt the congressional and legislative district maps.

Public hearings and commission meetings costs by category totaling \$446,049
Fiscal years 2011 and 2012



Other operating costs consisted primarily of payroll and employee-related expenditures

The Commission's payroll and employee-related expenditures accounted for the majority of the other operating costs. The Commission employed up to nine individuals and also used temporary service agencies to run the Commission's day-to-day business. Equipment was also purchased to support operations and included computers, monitors, printers, desks, chairs, and tables. Other miscellaneous costs were incurred for items such as office supplies, telephone and Internet services, building rent, and accounting services.

Other operating costs by category totaling \$897,165
Fiscal years 2011 and 2012

